

new to range

September 2019



**Metrix
Premium**
CHASSIS PARTS

PASSENGER VEHICLE

www.metrixpremium.com





new to range

September 2019

47195MT

AUDI





WISHBONE

LEFT & RIGHT
Front Axle



MODEL	START YEAR	OEM NUMBER	TECHNICAL SPEC.
TT (FV3)	2014/09 -	8S0407151B	ID : Ø12,2 / Ø13
TT Roadster (FV9)	2014/11 -		bl : 51,5 / 54
			l : 340,5

COMPONENT	PART NUM.	COMPONENT NAME	COMPONENT OEM NO
	36747MT	SILENTBLOCK	
	47196MT	SILENTBLOCK	

47197MT

AUDI






WISHBONE

LEFT
* Handed : 47198MT
Front Axle



MODEL	START YEAR	OEM NUMBER	TECHNICAL SPEC.
TT (FV3)	2014/09 -	8J0407365-K	M : M12x1,5
		8S0407151B-K	ID : Ø12,2 / Ø13
			bl : 51,5 / 54
			l : 340,5

COMPONENT	PART NUM.	COMPONENT NAME	COMPONENT OEM NO
	36747MT	SILENTBLOCK	
	40404MT	BALL JOINT	
	47196MT	SILENTBLOCK	



new to range

September 2019

47198MT

AUDI






WISHBONE

RIGHT
* Handed : 47197MT
Front Axle



MODEL	START YEAR	OEM NUMBER	TECHNICAL SPEC.
TT (FV3)	2014/09 -	8J0407366-K	M : M12x1,5
		8S0407151B-K1	ID : Ø12,2 / Ø13
			bl : 51,5 / 54
			l : 340,5

COMPONENT	PART NUM.	COMPONENT NAME	COMPONENT OEM NO
	36747MT	SILENTBLOCK	
	40405MT	BALL JOINT	
	47196MT	SILENTBLOCK	

50506MT

AUDI





STRUT CONTROL ARM

LEFT
* Handed : 50507MT
Rear Axle



MODEL	START YEAR	OEM NUMBER	TECHNICAL SPEC.
Q7 (4M)	2016/01 -	4M0505397P	L : 405,5
Q8	2019/03 -		ID : Ø12,2 / Ø14,2

COMPONENT	PART NUM.	COMPONENT NAME	COMPONENT OEM NO
	46906MT	SILENTBLOCK	
	50508MT	SILENTBLOCK	



50507MT

AUDI





STRUT CONTROL ARM

RIGHT
* Handed : 50506MT
Rear Axle



MODEL	START YEAR	OEM NUMBER	TECHNICAL SPEC.
Q7 (4M)	2016/01 -	4M0505398P	L : 405,5
Q8	2019/03 -		ID : Ø12,2 / Ø14,2

COMPONENT	PART NUM.	COMPONENT NAME	COMPONENT OEM NO
	46906MT	SILENTBLOCK	
	50508MT	SILENTBLOCK	

53284MT

AUDI





WISHBONE

LEFT
* Handed : 53285MT
Front Axle



MODEL	START YEAR	OEM NUMBER	TECHNICAL SPEC.
Q2 (GA)	2016/06 -	81A407151C	ID : Ø12,2 / Ø13
		81A407151E	bl : 51,5 / 54
			l : 340,3

COMPONENT	PART NUM.	COMPONENT NAME	COMPONENT OEM NO
	36747MT	SILENTBLOCK	
	47196MT	SILENTBLOCK	



new to range

September 2019

53285MT

AUDI





WISHBONE

RIGHT
* Handed : 53284MT
Front Axle



MODEL	START YEAR	OEM NUMBER	TECHNICAL SPEC.
Q2 (GA)	2016/06 -	81A407152C	ID : Ø12,2 / Ø13
		81A407152E	bl : 51,5 / 54
			l : 340,3

COMPONENT	PART NUM.	COMPONENT NAME	COMPONENT OEM NO
	36747MT	SILENTBLOCK	
	47196MT	SILENTBLOCK	

53286MT

AUDI






WISHBONE

LEFT
* Handed : 53287MT



MODEL	START YEAR	OEM NUMBER	TECHNICAL SPEC.
Q2 (GA)	2016/06 -	81A407151C-K	M : M12x1,5
			ID : Ø12,2 / Ø13
			bl : 51,5 - 54
			l : 340,3

COMPONENT	PART NUM.	COMPONENT NAME	COMPONENT OEM NO
	36747MT	SILENTBLOCK	
	38855MT	BALL JOINT	
	47196MT	SILENTBLOCK	



53287MT

AUDI






WISHBONE

RIGHT
* Handed : 53286MT



MODEL	START YEAR	OEM NUMBER	TECHNICAL SPEC.
Q2 (GA)	2016/06 -	81A407152C-K	M : M12x1,5 ID : Ø12,2 / Ø13 bl : 51,5 - 54 l : 340,3

COMPONENT	PART NUM.	COMPONENT NAME	COMPONENT OEM NO
	36747MT	SILENTBLOCK	
	38856MT	BALL JOINT	
	47196MT	SILENTBLOCK	

53317MT

AUDI



STRUT CONTROL ARM

LEFT & RIGHT
Rear Axle



MODEL	START YEAR	OEM NUMBER	TECHNICAL SPEC.
A6 (4F2, C6)	2004/05 - 2011/03	4F0505323E	L : 341
A6 (4F2/C6)	2004/01 - 2011/12	4F0505323H	ID : Ø12,2
A6 Saloon (4F2, C6)	2004/05 - 2011/03	4F0505323K	
		4F0505323L	

COMPONENT	PART NUM.	COMPONENT NAME	COMPONENT OEM NO
	44512MT	SILENTBLOCK	



new to range

September 2019

54067MT


BMW



STRUT CONTROL ARM

LEFT
* Handed : 54068MT
Rear Axle



MODEL		START YEAR	OEM NUMBER	TECHNICAL SPEC.
6 (E63)		2004/01 -	33322348885	L : 211,7
7 (E65, E66)		2001/11 -	33326775083	ID : Ø10
7 Saloon (E65, E66)		2001/11 -		
COMPONENT	PART NUM.	COMPONENT NAME		COMPONENT OEM NO
	43842MT	SILENTBLOCK		

54068MT


BMW



STRUT CONTROL ARM

RIGHT
* Handed : 54067MT
Rear Axle



MODEL		START YEAR	OEM NUMBER	TECHNICAL SPEC.
6 (E63)		2004/01 -	33322348884	L : 211,7
7 (E65, E66)		2001/11 -	33326775084	ID : Ø10
COMPONENT	PART NUM.	COMPONENT NAME		COMPONENT OEM NO
	43842MT	SILENTBLOCK		



new to range

September 2019

52944MT

BUICK





STRUT CONTROL ARM

LEFT & RIGHT
Rear Axle



MODEL	START YEAR	OEM NUMBER	TECHNICAL SPEC.
ENCLAVE	2008/01 - 2015/01	15148019	L : 351,5 ID : Ø14 / Ø14,5

COMPONENT	PART NUM.	COMPONENT NAME	COMPONENT OEM NO
	36642MT	SILENTBLOCK	
	53335MT	SILENTBLOCK	



new to range

September 2019

53135MT

BUICK






WISHBONE

LEFT
* Handed : 53136MT
Front Axle



MODEL	START YEAR	OEM NUMBER	TECHNICAL SPEC.
ALLURE	2005/01 - 2009/12	10327402	M : M12x1,75
CENTURY	1997/01 - 2005/12	10328903	ID : Ø14,2 / Ø14,3
LACROSSE	2005/01 - 2009/01	10328905	bl : 55 - 60
REGAL	1997/01 - 2004/12	10344930	I : 414,5
		10348611	
		10348613	

COMPONENT	PART NUM.	COMPONENT NAME	COMPONENT OEM NO
	38985MT	BALL JOINT	
	54040MT	SILENTBLOCK	
	54041MT	SILENTBLOCK	



new to range

September 2019

53136MT

BUICK






WISHBONE

RIGHT
* Handed : 53135MT
Front Axle



MODEL	START YEAR	OEM NUMBER	TECHNICAL SPEC.
ALLURE	2005/01 - 2009/12	10303057	M : M12x1,75
CENTURY	1997/01 - 2005/12	10324049	ID : Ø14,2 / Ø14,3
LACROSSE	2005/01 - 2009/01	10324055	bl : 55 - 60
REGAL	1997/01 - 2004/12	10327401	l : 414,5
		10328904	
		10344931	

COMPONENT	PART NUM.	COMPONENT NAME	COMPONENT OEM NO
	38985MT	BALL JOINT	
	54040MT	SILENTBLOCK	
	54041MT	SILENTBLOCK	



new to range

September 2019

52944MT

CHEVROLET





STRUT CONTROL ARM

LEFT & RIGHT
Rear Axle



MODEL	START YEAR	OEM NUMBER	TECHNICAL SPEC.
TRAVERSE	2009/01 - 2017/12	23347601	L : 351,5
		23461856	ID : Ø14 / Ø14,5
		25835026	

COMPONENT	PART NUM.	COMPONENT NAME	COMPONENT OEM NO
	36642MT	SILENTBLOCK	
	53335MT	SILENTBLOCK	



new to range

September 2019

53135MT

CHEVROLET






WISHBONE

LEFT
* Handed : 53136MT
Front Axle



MODEL	START YEAR	OEM NUMBER	TECHNICAL SPEC.
IMPALA	2000/01 - 2014/12	10287710	M : M12x1,75
IMPALA LIMITED	2014/01 - 2016/12	10291505	ID : Ø14,2 / Ø14,3
MONTE CARLO	2000/01 - 2007/12	10300978	bl : 55 - 60
VENTURE	1997/01 - 2005/12	10301554	I : 414,5
		10301556	
		10301557	
		10301562	
		10301563	
		10303056	
		10305520	
		10328903	
		15293665	
		22947664	

COMPONENT	PART NUM.	COMPONENT NAME	COMPONENT OEM NO
	38985MT	BALL JOINT	
	54040MT	SILENTBLOCK	
	54041MT	SILENTBLOCK	



new to range

September 2019

53136MT

CHEVROLET






WISHBONE

RIGHT
* Handed : 53135MT
Front Axle



MODEL	START YEAR	OEM NUMBER	TECHNICAL SPEC.
IMPALA	2000/01 - 2014/12	10287709	M : M12x1,75
IMPALA LIMITED	2014/01 - 2016/12	10291504	ID : Ø14,2 / Ø14,3
MONTE CARLO	2000/01 - 2007/12	10294082	bl : 55 - 60
VENTURE	1997/01 - 2005/12	10300977	I : 414,5
		10301552	
		10301553	
		10301555	
		10301558	
		10301561	
		10301564	
		10328904	
		15293664	
		22947663	

COMPONENT	PART NUM.	COMPONENT NAME	COMPONENT OEM NO
	38985MT	BALL JOINT	
	54040MT	SILENTBLOCK	
	54041MT	SILENTBLOCK	



new to range

September 2019

53501MT

CHEVROLET



BALL JOINT

LEFT & RIGHT
Front Axle



MODEL	START YEAR	OEM NUMBER	TECHNICAL SPEC.
CAMARO Z28	1993/01 - 2002/01	22145478	CL : Ø15 CU : Ø11,3 M : M10x1 d : Ø7

54054MT

CHEVROLET



BALL JOINT

LEFT & RIGHT
Front Axle



MODEL	START YEAR	OEM NUMBER	TECHNICAL SPEC.
AVEO II	2018/01 -	9065277-P	d : Ø10,5
SAIL	2015/01 -	9065278-P	



new to range

September 2019

54089MT

CHEVROLET



TIE ROD END

LEFT & RIGHT
Front Axle



MODEL	START YEAR	OEM NUMBER	TECHNICAL SPEC.
COLORADO	2004/01 - 2007/12	19133624	CL : Ø18
			CU : Ø15
			D : M14x1,5
			M : M14x2

54135MT

CHEVROLET



STABILIZER

LEFT & RIGHT
Front Axle



MODEL	START YEAR	OEM NUMBER	TECHNICAL SPEC.
AVEO T300	2011/03 -	52136372	M : M12x1,75
			L : 294
			D : Ø10



new to range

September 2019

51488MT

CHRYSLER



STRUT CONTROL ARM

CENTER
Rear Axle



MODEL	START YEAR	OEM NUMBER	TECHNICAL SPEC.
TOWN & COUNTRY	2008/01 - 2016/12	68065659AB	L : 731
			PD : Ø25
			ID : Ø12,2

53858MT

CHRYSLER



REPAIR KIT

CENTER
Front Axle



MODEL	START YEAR	OEM NUMBER	TECHNICAL SPEC.
300 M (LR)	1998/07 - 2004/09	5003931AA	OD : Ø22,3
300M	1999/01 - 2004/12		h : 66,5
CONCORDE	1998/01 - 2004/12		
INTREPID	1998/01 - 2004/12		
INTREPID	1998/01 - 2005/01		
LHS	1999/01 - 2001/12		



new to range

September 2019

54003MT

CHRYSLER



BALL JOINT

LEFT & RIGHT
Front Axle



MODEL	START YEAR	OEM NUMBER	TECHNICAL SPEC.
PACIFICA	2006/01 - 2008/12	04743476AI-P	CL : Ø18
		04743477AI-P	CU : Ø13,33
			M : M12x1,25
			T : Ø37,7

54079MT

CITROEN



AXIAL JOINT

LEFT & RIGHT
Front Axle



MODEL	START YEAR	OEM NUMBER	TECHNICAL SPEC.
C3 AIRCROSS II	2017/06 -	1631056780	D : M14x1,5
			M : M14x1,5
			L : 297



new to range

September 2019

54085MT

CITROËN



TIE ROD END

LEFT & RIGHT
Front Axle



MODEL	START YEAR	OEM NUMBER	TECHNICAL SPEC.
C3 AIRCROSS II	2017/06 -		CL : Ø15,5 CU : Ø12,1 D : M14x1,5 M : M10x1,25

39474MT

DODGE



TIE ROD

RIGHT
* Handed : 54047MT
Front Axle



MODEL	START YEAR	OEM NUMBER	TECHNICAL SPEC.
Ram 1500 1/2 Ton - Pickup	1998/01 - 1999/12	52038934	
RAM 2500 / RAM 3500	1998/01 - 1999/12		
Ram 2500 3/4 Ton - Pickup	1998/01 - 1999/12		
RAM 2500 4X4 4500	1998/01 - 1999/01		
Ram 3500 1 Ton - Pickup	1998/01 - 1999/12		
RAM 3500 4X2	1998/01 - 1999/01		
RAM 3500 4X4	1998/01 - 1999/01		
RAM 4000	1994/01 - 1999/01		



new to range

September 2019

54047MT

DODGE



TIE ROD

LEFT
* Handed : 39474MT
Front Axle



MODEL	START YEAR	OEM NUMBER	TECHNICAL SPEC.
Ram 1500 1/2 Ton - Pickup	1998/01 - 1999/12	52039263	CL : Ø17,8
RAM 2500 / RAM 3500	1998/01 - 1999/12		CU : Ø15,55
Ram 2500 3/4 Ton - Pickup	1998/01 - 1999/12		D : W1"-18
RAM 2500 4X4 4500	1998/01 - 1999/01		M : M14x1,5
Ram 3500 1 Ton - Pickup	1998/01 - 1999/12		L : 1114
RAM 3500 4X2	1998/01 - 1999/01		
RAM 3500 4X4	1998/01 - 1999/01		
RAM 4000	1994/01 - 1999/01		

49948MT

DODGE





STRUT CONTROL ARM

LEFT & RIGHT
Rear Axle



MODEL	START YEAR	OEM NUMBER	TECHNICAL SPEC.
NITRO	2007/01 - 2012/01	52125321AA	L : 414,5
		52125321AB	ID : Ø12,2
		52125321AC	

COMPONENT	PART NUM.	COMPONENT NAME	COMPONENT OEM NO
	49949MT	SILENTBLOCK	
	49950MT	SILENTBLOCK	



new to range

September 2019

50964MT

DODGE





WISHBONE

LEFT
* Handed : 50965MT
Front Axle



MODEL		START YEAR	OEM NUMBER	TECHNICAL SPEC.
RAM 1500		2013/01 -	4877203AA	M : M14x1,5
RAM 2500 4X2 & 4X4		2006/01 - 2014/01	55398403AA	ID : Ø14,3
			68163961AA	bl : 49
			68163961AB	l : 385,5
			68163961AC	
			68163961AD	
			68227901AA	
			68227901AB	

COMPONENT	PART NUM.	COMPONENT NAME	COMPONENT OEM NO
	50190MT	SILENTBLOCK	
	50966MT	BALL JOINT	



new to range

September 2019

50965MT

DODGE





WISHBONE

RIGHT
* Handed : 50964MT
Upper Front Axle



MODEL	START YEAR	OEM NUMBER	TECHNICAL SPEC.
RAM 1500	2013/01 -	4877202AA	M : M14x1,5
RAM 2500 4X2 & 4X4	2006/01 - 2014/01	55398404AA	ID : Ø14,3
		68163960AA	bl : 49
		68163960AB	l : 385,5
		68163960AC	
		68163960AD	
		68227900AA	
		68227900AB	

COMPONENT	PART NUM.	COMPONENT NAME	COMPONENT OEM NO
	50190MT	SILENTBLOCK	
	50966MT	BALL JOINT	

51284MT

DODGE



STRUT CONTROL ARM

LEFT & RIGHT
Front Axle



MODEL	START YEAR	OEM NUMBER	TECHNICAL SPEC.
Ram 1500	1994/01 - 1997/12	52037879	L : 473
Ram 2500	1997/01 - 1999/12	52038753	ID : Ø14,9
RAM 3500	1998/01 - 1999/12	52038753AC	
		52038753AD	



new to range

September 2019

51488MT

DODGE



STRUT CONTROL ARM

CENTER
Rear Axle



MODEL	START YEAR	OEM NUMBER	TECHNICAL SPEC.
GRAND CARAVAN	2008/01 - 2018/12	4721346AA	L : 731
		68065659AB	PD : Ø25
		68065659AC	ID : Ø12,2



new to range

September 2019

53303MT

DODGE






WISHBONE

LEFT
* Handed : 53304MT
Lower Front Axle



MODEL	START YEAR	OEM NUMBER	TECHNICAL SPEC.
RAM 1500	2006/01 - 2012/12	55366485AB	M : M16x1,5
		55366485AC	ID : Ø18,2
		55366485AD	bl : 95
		55366485AE	I : 518,5
		55366485AF	
		55366485AG	
		55366485AH	
		68037501AA	
		68037501AB	
		68037501AC	

COMPONENT	PART NUM.	COMPONENT NAME	COMPONENT OEM NO
	52885MT	SILENTBLOCK	
	52886MT	SILENTBLOCK	
	53305MT	BALL JOINT	



new to range

September 2019

53304MT

DODGE






WISHBONE

RIGHT
* Handed : 53303MT
Lower Front Axle



MODEL	START YEAR	OEM NUMBER	TECHNICAL SPEC.
RAM 1500	2006/01 - 2012/12	55366484AB	M : M16x1,5
		55366484AD	ID : Ø18,2
		55366484AE	bl : 95
		55366484AF	I : 518,5
		55366484AG	
		55366484AH	
		68037500AA	
		68037500AB	
		68037500AC	

COMPONENT	PART NUM.	COMPONENT NAME	COMPONENT OEM NO
	52885MT	SILENTBLOCK	
	52886MT	SILENTBLOCK	
	53305MT	BALL JOINT	



new to range

September 2019

53365MT

DODGE




STRUT CONTROL ARM

CENTER
Rear Axle



MODEL	START YEAR	OEM NUMBER	TECHNICAL SPEC.
RAM 1500	2013/01 -	52855802AC	L : 855,5
		68192367AA	PD : Ø25
			ID : Ø14,2

COMPONENT	PART NUM.	COMPONENT NAME	COMPONENT OEM NO
	53366MT	SILENTBLOCK	

53851MT

DODGE



BALL JOINT

LEFT & RIGHT
Front Axle



MODEL	START YEAR	OEM NUMBER	TECHNICAL SPEC.
RAM 4500	2008/01 - 2011/12	68034497AA	CL : Ø32,8
RAM 5500	2008/01 - 2011/12		CU : Ø27,05
			M : M24x1,5
			T : Ø53,4



new to range

September 2019

53858MT

DODGE



REPAIR KIT

CENTER
Front Axle



MODEL	START YEAR	OEM NUMBER	TECHNICAL SPEC.
INTREPID	1998/01 - 2004/12	5003931AA	OD : Ø22,3 h : 66,5

53986MT

DODGE



TIE ROD END

LEFT
* Handed : 53987MT
Front Axle



MODEL	START YEAR	OEM NUMBER	TECHNICAL SPEC.
RAM 4500	2008/01 - 2011/12	68045420AA	CL : Ø21,4
RAM 5500	2008/01 - 2011/12		CU : Ø18,5
			D : W1"16-UN-2A RHT
			M : M16x1,5



new to range

September 2019

53987MT

DODGE



TIE ROD

RIGHT
* Handed : 53986MT
Front Axle



MODEL	START YEAR	OEM NUMBER	TECHNICAL SPEC.
RAM 4500	2008/01 - 2011/12	68041821AA	CL : Ø21,4
RAM 5500	2008/01 - 2011/12		CU : Ø18,5
			D : W1"16-UN-2A LHT
			M : M16x1,5

53992MT

DODGE



BALL JOINT

LEFT & RIGHT
Front Axle



MODEL	START YEAR	OEM NUMBER	TECHNICAL SPEC.
DAKOTA	1997/01 - 2004/12	52106116AA-P	CL : Ø21,45
DURANGO	2000/01 - 2003/12	52106117AA-P	CU : Ø18,1
			M : M16x1,5
			d : Ø10,3



new to range

September 2019

54121MT

DODGE

STABILIZER



LEFT & RIGHT
Front Axle



MODEL	START YEAR	OEM NUMBER	TECHNICAL SPEC.
2500 PICKUP	2006/01 - 2010/12	5175052AA	M : M14x1,5 / M14x2
		5175052AB	L : 123,5
			D : Ø11

50984MT

FORD


WISHBONE



LEFT
* Handed : 50985MT
Upper Rear Axle



MODEL	START YEAR	OEM NUMBER	TECHNICAL SPEC.
EXPLORER	2002/01 - 2005/12	1L2Z5500AC	ID : Ø14,2
			bl : 56
			l : 330

COMPONENT	PART NUM.	COMPONENT NAME	COMPONENT OEM NO
	47131MT	BALL JOINT	



new to range

September 2019

50985MT

FORD




WISHBONE

RIGHT
* Handed : 50984MT
Upper Rear Axle



MODEL	START YEAR	OEM NUMBER	TECHNICAL SPEC.
EXPLORER	2002/01 - 2005/12	1L2Z5500AD	ID : Ø14,2
			bl : 56
			l : 330

COMPONENT	PART NUM.	COMPONENT NAME	COMPONENT OEM NO
	47131MT	BALL JOINT	

53850MT

FORD



STABILIZER

LEFT & RIGHT
Front Axle



MODEL	START YEAR	OEM NUMBER	TECHNICAL SPEC.
ESCORT	1991/01 - 2003/12	F1CZ5Z486A	L : 140,80
PROBE I	1988/08 - 1993/07		D : Ø13



new to range

September 2019

54029MT

FORD



TIE ROD END

LEFT & RIGHT
Front Axle



MODEL	START YEAR	OEM NUMBER	TECHNICAL SPEC.
FREESTAR	2004/01 - 2007/12	3F2Z3A130BA	CL : Ø15,9
			CU : Ø13,5
			D : M14x1,5
			M : M12x1,25

54037MT

FORD




WISHBONE

LEFT
* Handed : 54038MT
Upper Front Axle



MODEL	START YEAR	OEM NUMBER	TECHNICAL SPEC.
EXPEDITION	2004/01 - 2007/12	2L1Z3085CA	M : M14x2
		4L1Z3085AA	ID : Ø14,5
		4L1Z3085CA	bl : 62
		6L1Z3085AA	l : 393
		6L1Z3085BA	

COMPONENT	PART NUM.	COMPONENT NAME	COMPONENT OEM NO
	53026MT	SILENTBLOCK	



new to range

September 2019

54038MT

FORD




WISHBONE

RIGHT
* Handed : 54037MT
Upper Front Axle



MODEL		START YEAR	OEM NUMBER	TECHNICAL SPEC.
EXPEDITION		2004/01 - 2007/12	2L1Z3084CA	M : M14x2
			4L1Z3084AA	ID : Ø14,5
			4L1Z3084CA	bl : 62
			6L1Z3084AA	I : 393
			6L1Z3084BA	

COMPONENT	PART NUM.	COMPONENT NAME	COMPONENT OEM NO
	53026MT	SILENTBLOCK	

54046MT

FORD



TIE ROD

CENTER
Front Axle



MODEL	START YEAR	OEM NUMBER	TECHNICAL SPEC.
F-250	1995/01 - 1997/12	E4TZ3A130A	CL : Ø17,85
		F4TZ3A130A	CU : Ø15,6
			D : M22x1,5
			M : M14x1,5



new to range

September 2019

54092MT

FORD



PITMAN ARM

CENTER
Front Axle



MODEL	START YEAR	OEM NUMBER	TECHNICAL SPEC.
EXCURSION	2005/01 -	5C3Z3590BA	L : 147
F-250 SUPER DUTY	2005/01 - 2008/12	BC3Z3590BA	D : Ø37,25
F-350 SUPER DUTY	2005/01 - 2010/12		

54130MT

FORD



AXIAL JOINT

LEFT & RIGHT
Front Axle



MODEL	START YEAR	OEM NUMBER	TECHNICAL SPEC.
FIESTA VII (CE1)	2017/05 -	1831526	D : M14x1,5
		C1BC3L519AA	M : M14x1,5
			L : 321



new to range

September 2019

54131MT

FORD





STRUT CONTROL ARM

LEFT & RIGHT
Rear Axle



MODEL	START YEAR	OEM NUMBER	TECHNICAL SPEC.
FLEX	2013/01 - 2019/12	5640485	L : 285
		DE9Z5A972C	ID : Ø14,2

COMPONENT	PART NUM.	COMPONENT NAME	COMPONENT OEM NO
	49681MT	TIE ROD END	
	53799MT	TIE ROD END	

54132MT

FORD



STABILIZER

LEFT & RIGHT
Rear Axle



MODEL	START YEAR	OEM NUMBER	TECHNICAL SPEC.
EXPLORER SPORT TRAC	2001/01 - 2005/12	3L2Z5K484AA	M : M12x1,75
		4L2Z5K484AA	L : 263,5
		5L2Z5K484AB	D : Ø14



new to range

September 2019

52944MT

GMC





STRUT CONTROL ARM

LEFT & RIGHT
Rear Axle



MODEL	START YEAR	OEM NUMBER	TECHNICAL SPEC.
ACADIA LIMITED	2017/01 -	25788290	L : 351,5
			ID : Ø14 / Ø14,5

COMPONENT	PART NUM.	COMPONENT NAME	COMPONENT OEM NO
	36642MT	SILENTBLOCK	
	53335MT	SILENTBLOCK	

54089MT

GMC



TIE ROD END

LEFT & RIGHT
Front Axle



MODEL	START YEAR	OEM NUMBER	TECHNICAL SPEC.
CANYON	2004/01 - 2007/12	19133624	CL : Ø18
			CU : Ø15
			D : M14x1,5
			M : M14x2



new to range

September 2019

50671MT

HONDA



STABILIZER

LEFT & RIGHT
Rear Axle



MODEL	START YEAR	OEM NUMBER	TECHNICAL SPEC.
ACCORD IV (CB)	1989/11 - 1993/10	52306SE0010	L : 134
ACCORD IV Aerodeck (CB)	1991/01 - 1993/12	52306SE0030	
ACCORD V (CE, CF)	1995/09 - 1998/10	52306SE0A00	
ACCORD V Aerodeck (CE)	1993/09 - 1998/02	52306SN7E01	
ACCORD V Coupe (CD7, CD9)	1993/09 - 1998/02		

53562MT

HONDA



AXIAL JOINT

LEFT & RIGHT
Front Axle



MODEL	START YEAR	OEM NUMBER	TECHNICAL SPEC.
CR-Z (ZF1)	2010/06 -	53010SLA003	D : M16x1
		53010SLB003	M : M14x1,5
		53010SZTG01	L : 341
		53011SLA003	
		53011SLB003	

53741MT

HONDA



AXIAL JOINT

LEFT & RIGHT
Front Axle



MODEL	START YEAR	OEM NUMBER	TECHNICAL SPEC.
FIT	2009/01 - 2014/01	53010TK6A02	D : M16x1 M : M14x1,5 L : 252

54004MT

HONDA



AXIAL JOINT

LEFT & RIGHT
Front Axle



MODEL	START YEAR	OEM NUMBER	TECHNICAL SPEC.
S2000 (AP)	1999/03 -	53010S2A003	D : M16x1,5 M : M14x1,5 L : 271

49063MT


HYUNDAI



STRUT CONTROL ARM

LEFT & RIGHT
Rear Axle



MODEL		START YEAR	OEM NUMBER	TECHNICAL SPEC.
SANTA FE II (CM)		2005/11 - 2012/06	551002B000	L : 360
			551002B100	PD : Ø22
				ID : Ø21,5
COMPONENT	PART NUM.	COMPONENT NAME		COMPONENT OEM NO
	49064MT	SILENTBLOCK		

54069MT

HYUNDAI



STABILIZER

LEFT
* Handed : 54070MT
Rear Axle



MODEL		START YEAR	OEM NUMBER	TECHNICAL SPEC.
SONATA VII (LF)		2015/09 -	55530C1100	M : M12x1,25
				L : 94,5
				D : Ø9



new to range

September 2019

54070MT

HYUNDAI



STABILIZER

RIGHT
* Handed : 54069MT
Rear Axle



MODEL	START YEAR	OEM NUMBER	TECHNICAL SPEC.
SONATA VII (LF)	2015/09 -	55540C1100	M : M12x1,25 L : 94,5 D : Ø9

54122MT

HYUNDAI



AXIAL JOINT

LEFT & RIGHT
Front Axle



MODEL	START YEAR	OEM NUMBER	TECHNICAL SPEC.
SONATA VII (LF)	2015/09 -	577243Z100	D : M16x1,5
		57724C1000	M : M16x1,5 L : 248



new to range

September 2019

54089MT

ISUZU



TIE ROD END

LEFT & RIGHT
Front Axle



MODEL	START YEAR	OEM NUMBER	TECHNICAL SPEC.
I-280	2006/01 -	8191336240	CL : Ø18
I-350	2006/01 -		CU : Ø15
			D : M14x1,5
			M : M14x2

52916MT

JEEP



STRUT CONTROL ARM

CENTER
Front & Rear Axle



MODEL	START YEAR	OEM NUMBER	TECHNICAL SPEC.
WRANGLER II (TJ)	1996/08 - 2008/12	52088654AB	L : 403
WRANGLER II (TJ)	1996/08 - 2008/12	K52088654AB	



new to range

September 2019

53011MT

JEEP



TIE ROD

CENTER
Lower Front Axle



MODEL	START YEAR	OEM NUMBER	TECHNICAL SPEC.
GRAND CHEROKEE II (WJ, WG)	1998/10 - 2004/10	52088871AA	L : 1045
		52088871AB	PD : Ø35
		K52088871AB	

54069MT

KIA



STABILIZER

LEFT
* Handed : 54070MT
Rear Axle



MODEL	START YEAR	OEM NUMBER	TECHNICAL SPEC.
CADENZA	2016/01 -	55530C1100	M : M12x1,25
			L : 94,5
			D : Ø9



new to range

September 2019

54070MT

KIA



STABILIZER

RIGHT
* Handed : 54069MT
Rear Axle



MODEL	START YEAR	OEM NUMBER	TECHNICAL SPEC.
CADENZA	2016/01 -	55540C1100	M : M12x1,25
			L : 94,5
			D : Ø9

54122MT

KIA



AXIAL JOINT

LEFT & RIGHT
Front Axle



MODEL	START YEAR	OEM NUMBER	TECHNICAL SPEC.
CADENZA	2016/01 -	57724C1000	D : M16x1,5
			M : M16x1,5
			L : 248



new to range

September 2019

54125MT

LEXUS



TIE ROD END

LEFT
* Handed : 54126MT
Front Axle



MODEL	START YEAR	OEM NUMBER	TECHNICAL SPEC.
SC300	1991/01 - 1995/12	4547029135	CL : Ø15
SC400	1991/01 - 1995/12		CU : Ø13,9
			D : M14x1,5
			M : M12x1,25

54126MT

LEXUS



TIE ROD END

RIGHT
* Handed : 54125MT
Front Axle



MODEL	START YEAR	OEM NUMBER	TECHNICAL SPEC.
SC300	1991/01 - 1995/12	4546029365	CL : Ø15
SC400	1991/01 - 1995/12		CU : Ø13,9
			D : M14x1,5
			M : M12x1,25



new to range

September 2019

50984MT


LINCOLN



WISHBONE

LEFT
* Handed : 50985MT
Upper Rear Axle



MODEL		START YEAR	OEM NUMBER	TECHNICAL SPEC.
AVIATOR		2002/01 - 2005/01	1L2Z5500AC	ID : Ø14,2
				bl : 56
				l : 330
COMPONENT	PART NUM.	COMPONENT NAME		COMPONENT OEM NO
	47131MT	BALL JOINT		

50985MT


LINCOLN



WISHBONE

RIGHT
* Handed : 50984MT
Upper Rear Axle



MODEL		START YEAR	OEM NUMBER	TECHNICAL SPEC.
AVIATOR		2002/01 - 2005/01	1L2Z5500AD	ID : Ø14,2
				bl : 56
				l : 330
COMPONENT	PART NUM.	COMPONENT NAME		COMPONENT OEM NO
	47131MT	BALL JOINT		



new to range

September 2019

49500MT

MAZDA




STRUT CONTROL ARM

LEFT & RIGHT
Rear Axle



MODEL	START YEAR	OEM NUMBER	TECHNICAL SPEC.
3 (BM)	2013/09 -	B45A28500	L : 327
3 SALOON (BM)	2013/09 -		PD : 327
			ID : Ø12,2

COMPONENT	PART NUM.	COMPONENT NAME	COMPONENT OEM NO
	49710MT	SILENTBLOCK	

49918MT

MAZDA



STRUT CONTROL ARM

LEFT & RIGHT
Rear Axle



MODEL	START YEAR	OEM NUMBER	TECHNICAL SPEC.
6 (GG)	2003/01 - 2007/10	G26A28C10	L : 304
6 Hatchback (GG)	2002/08 -	GJ6A18C10A	ID : Ø12,2
6 Saloon (GG)	2002/06 -		
6 Station Wagon (GY)	2002/08 -		

COMPONENT	PART NUM.	COMPONENT NAME	COMPONENT OEM NO
	49919MT	SILENTBLOCK	



new to range

September 2019

53449MT


MAZDA



STRUT CONTROL ARM

LEFT & RIGHT
Rear Axle



MODEL		START YEAR	OEM NUMBER	TECHNICAL SPEC.
CX-5 (KE_GH)		2011/11 -	KD3528500	L : 345
				PD : Ø25
				ID : Ø12,2
COMPONENT	PART NUM.	COMPONENT NAME		COMPONENT OEM NO
	49710MT	SILENTBLOCK		

54107MT

MAZDA



TIE ROD END

LEFT
* Handed : 54108MT
Front Axle



MODEL		START YEAR	OEM NUMBER	TECHNICAL SPEC.
929		1992/01 - 1996/12	8AH432280	CL : Ø15
			H38032290	CU : Ø13,31
				D : M14x1,5
				M : M12x1,25



new to range

September 2019

54108MT

MAZDA



TIE ROD END

RIGHT
* Handed : 54107MT
Front Axle



MODEL	START YEAR	OEM NUMBER	TECHNICAL SPEC.
929	1992/01 - 1996/12	8AH332280	CL : Ø15
		H38032280	CU : Ø13,31
			D : M14x1,5
			M : M12x1,25

50984MT

MERCURY




WISHBONE

LEFT
* Handed : 50985MT
Upper Rear Axle



MODEL	START YEAR	OEM NUMBER	TECHNICAL SPEC.
MOUNTAINEER	2002/01 - 2005/01	1L2Z5500AC	ID : Ø14,2
			bl : 56
			l : 330

COMPONENT	PART NUM.	COMPONENT NAME	COMPONENT OEM NO
	47131MT	BALL JOINT	



new to range

September 2019

50985MT

MERCURY




WISHBONE

RIGHT
* Handed : 50984MT
Upper Rear Axle



MODEL	START YEAR	OEM NUMBER	TECHNICAL SPEC.
MOUNTAINEER	2002/01 - 2005/01	1L2Z5500AD	ID : Ø14,2
			bl : 56
			l : 330

COMPONENT	PART NUM.	COMPONENT NAME	COMPONENT OEM NO
	47131MT	BALL JOINT	

53850MT

MERCURY



STABILIZER

LEFT & RIGHT
Front Axle



MODEL	START YEAR	OEM NUMBER	TECHNICAL SPEC.
TRACER	1988/01 - 1996/12	F1CZ5Z486A	L : 140,80
			D : Ø13



new to range

September 2019

54029MT

MERCURY

TIE ROD END



LEFT & RIGHT
Front Axle



MODEL	START YEAR	OEM NUMBER	TECHNICAL SPEC.
MONTEREY	2004/01 - 2007/12	3F2Z3A130BA	CL : Ø15,9
			CU : Ø13,5
			D : M14x1,5
			M : M12x1,25

47138MT

MITSUBISHI



STRUT CONTROL ARM



LEFT
* Handed : 47139MT
Rear Axle



MODEL	START YEAR	OEM NUMBER	TECHNICAL SPEC.
CARISMA (DA_)	1995/07 - 2006/06	MR130479	L : 258
CARISMA Saloon (DA_)	1996/09 - 2006/06		ID : Ø12,2

COMPONENT	PART NUM.	COMPONENT NAME	COMPONENT OEM NO
	47214MT	SILENTBLOCK	
	47215MT	SILENTBLOCK	



new to range

September 2019

47139MT

mitsubishi





STRUT CONTROL ARM

RIGHT
* Handed : 47138MT
Rear Axle



MODEL	START YEAR	OEM NUMBER	TECHNICAL SPEC.
CARISMA (DA_)	1995/07 - 2006/06	MR130480	L : 258
CARISMA Saloon (DA_)	1996/09 - 2006/06		ID : Ø12,2

COMPONENT	PART NUM.	COMPONENT NAME	COMPONENT OEM NO
	47214MT	SILENTBLOCK	
	47215MT	SILENTBLOCK	

53850MT

mitsubishi



STABILIZER

LEFT & RIGHT
Front Axle



MODEL	START YEAR	OEM NUMBER	TECHNICAL SPEC.
MIGHTY MAX	1983/01 - 1986/12	4762137	L : 140,80
			D : Ø13



new to range

September 2019

53135MT

OLDSMOBILE






WISHBONE

LEFT
* Handed : 53136MT
Front Axle



MODEL	START YEAR	OEM NUMBER	TECHNICAL SPEC.
SILHOUETTE	1997/01 - 2004/01	15293669	M : M12x1,75
		20977507	ID : Ø14,2 / Ø14,3
		20977509	bl : 55 - 60
		22947666	l : 414,5
		25853337	

COMPONENT	PART NUM.	COMPONENT NAME	COMPONENT OEM NO
	38985MT	BALL JOINT	
	54040MT	SILENTBLOCK	
	54041MT	SILENTBLOCK	



new to range

September 2019

53136MT

OLDSMOBILE






WISHBONE

RIGHT
* Handed : 53135MT
Front Axle



MODEL	START YEAR	OEM NUMBER	TECHNICAL SPEC.
SILHOUETTE	1997/01 - 2004/01	15293668	M : M12x1,75
		20977506	ID : Ø14,2 / Ø14,3
		20977508	bl : 55 - 60
		22947665	l : 414,5
		25853334	
		25853336	

COMPONENT	PART NUM.	COMPONENT NAME	COMPONENT OEM NO
	38985MT	BALL JOINT	
	54040MT	SILENTBLOCK	
	54041MT	SILENTBLOCK	

54079MT

OPEL



AXIAL JOINT

LEFT & RIGHT
Front Axle



MODEL	START YEAR	OEM NUMBER	TECHNICAL SPEC.
CROSSLAND X (P17)	2017/03 -	3556147	D : M14x1,5
			M : M14x1,5
			L : 297



new to range

September 2019

54085MT

OPEL



TIE ROD END

LEFT & RIGHT
Front Axle



MODEL	START YEAR	OEM NUMBER	TECHNICAL SPEC.
CROSSLAND X (P17)	2017/03 -	3556146	CL : Ø15,5
			CU : Ø12,1
			D : M14x1,5
			M : M10x1,25

54159MT

OPEL



AXIAL JOINT

LEFT & RIGHT
Front Axle



MODEL	START YEAR	OEM NUMBER	TECHNICAL SPEC.
GRANDLAND X (A18)	2017/06 -	93476592	D : M14x1,5
			M : M14x1,5
			L : 242



new to range

September 2019

53135MT

PONTIAC






WISHBONE

LEFT
* Handed : 53136MT
Front Axle



MODEL	START YEAR	OEM NUMBER	TECHNICAL SPEC.
GRAND PRIX	1997/01 - 2008/12	10348615	M : M12x1,75
MONTANA	1999/01 - 2005/12	10407661	ID : Ø14,2 / Ø14,3
TRANS SPORT	1997/01 - 1998/01	10412683	bl : 55 - 60
		15293660	l : 414,5
		15293663	

COMPONENT	PART NUM.	COMPONENT NAME	COMPONENT OEM NO
	38985MT	BALL JOINT	
	54040MT	SILENTBLOCK	
	54041MT	SILENTBLOCK	



new to range

September 2019

53136MT

PONTIAC






WISHBONE

RIGHT
* Handed : 53135MT
Front Axle



MODEL	START YEAR	OEM NUMBER	TECHNICAL SPEC.
GRAND PRIX	1997/01 - 2008/12	10348610	M : M12x1,75
MONTANA	1999/01 - 2005/12	10348612	ID : Ø14,2 / Ø14,3
TRANS SPORT	1997/01 - 1998/01	10348614	bl : 55 - 60
		10407662	l : 414,5
		15293661	
		15293662	

COMPONENT	PART NUM.	COMPONENT NAME	COMPONENT OEM NO
	38985MT	BALL JOINT	
	54040MT	SILENTBLOCK	
	54041MT	SILENTBLOCK	

53501MT

PONTIAC



BALL JOINT

LEFT & RIGHT
Front Axle



MODEL	START YEAR	OEM NUMBER	TECHNICAL SPEC.
FIREBIRD	1993/01 - 2002/01	22145478	CL : Ø15
			CU : Ø11,3
			M : M10x1
			d : Ø7



new to range

September 2019

52944MT

SATURN





STRUT CONTROL ARM

LEFT & RIGHT
Rear Axle



MODEL	START YEAR	OEM NUMBER	TECHNICAL SPEC.
OUTLOOK	2007/01 - 2010/01	23347601	L : 351,5 ID : Ø14 / Ø14,5

COMPONENT	PART NUM.	COMPONENT NAME	COMPONENT OEM NO
	36642MT	SILENTBLOCK	
	53335MT	SILENTBLOCK	

54088MT

TOYOTA



AXIAL JOINT

LEFT & RIGHT
Front Axle



MODEL	START YEAR	OEM NUMBER	TECHNICAL SPEC.
AVENSIS (T25)	2003/04 -	4550005030-P	D : M14x1
AVENSIS Combi (T25)	2003/04 -		M : M15x1,5
AVENSIS Estate (T25)	2003/04 -		L : 384
AVENSIS Saloon (T25)	2003/04 -		



new to range

September 2019

VW


51488MT



STRUT CONTROL ARM

CENTER
Rear Axle



MODEL		START YEAR	OEM NUMBER	TECHNICAL SPEC.
ROUTAN		2009/01 - 2014/01	7B0505173	L : 731
			7B0505173A	PD : Ø25
			7B0505173B	ID : Ø12,2
COMPONENT	PART NUM.	COMPONENT NAME		COMPONENT OEM NO
	50559MT	SILENTBLOCK		

53419MT



VW



WISHBONE

LEFT
* Handed : 53420MT
Front Axle



MODEL		START YEAR	OEM NUMBER	TECHNICAL SPEC.
POLO (AW1)		2017/06 -	6RF407151B	ID : Ø12,2 / Ø13,2
				bl : 41 / 54
				l : 305,7
COMPONENT	PART NUM.	COMPONENT NAME		COMPONENT OEM NO
	36497MT	SILENTBLOCK		
	36498MT	SILENTBLOCK		



new to range

September 2019

53420MT

VW





WISHBONE

RIGHT
* Handed : 53419MT
Front Axle



MODEL	START YEAR	OEM NUMBER	TECHNICAL SPEC.
POLO (AW1)	2017/06 -	6RF407152B	ID : Ø12,2 / Ø13,2
			bl : 41 / 54
			l : 305,7

COMPONENT	PART NUM.	COMPONENT NAME	COMPONENT OEM NO
	36497MT	SILENTBLOCK	
	36498MT	SILENTBLOCK	

53421MT

VW






WISHBONE

LEFT
* Handed : 53422MT
Front Axle



MODEL	START YEAR	OEM NUMBER	TECHNICAL SPEC.
POLO (AW1)	2017/06 -	6R0407365A-K	M : M12x1,5
		6RF407151B-K	ID : Ø12,2 / Ø13,2
			bl : 41 / 54
			l : 305,7

COMPONENT	PART NUM.	COMPONENT NAME	COMPONENT OEM NO
	36497MT	SILENTBLOCK	
	36498MT	SILENTBLOCK	
	42401MT	BALL JOINT	



new to range

September 2019

VW

53422MT






WISHBONE

RIGHT
* Handed : 53421MT
Front Axle



MODEL	START YEAR	OEM NUMBER	TECHNICAL SPEC.
POLO (AW1)	2017/06 -	6R0407366A-K	M : M12x1,5
		6RF407152B-K	ID : Ø12,2 / Ø13,2
			bl : 41 / 54
			l : 305,7

COMPONENT	PART NUM.	COMPONENT NAME	COMPONENT OEM NO
	36497MT	SILENTBLOCK	
	36498MT	SILENTBLOCK	
	42402MT	BALL JOINT	

new to range

September 2019



**Metrix
Premium**
CHASSIS PARTS

COMMERCIAL VEHICLES

www.metrixpremium.com





54109MT

CHEVROLET



TIE ROD


CENTER
Front Axle



MODEL	START YEAR	OEM NUMBER	TECHNICAL SPEC.
W3500 TILTMASER	1995/01 - 2007/12	97039470	CL : 22,2
W4500 TILTMASER	1998/01 - 2007/12	97222508	CU : 19,95
W5500 TILTMASER	2000/01 - 2007/12		L : 696
			PD : 33

53729MT


DAF



TORQUE ROD



MODEL	START YEAR	OEM NUMBER	TECHNICAL SPEC.
		1152381	L : 288
		41152381	ld : 40
			l : 130
			ID : 21

COMPONENT	PART NUM.	COMPONENT NAME	COMPONENT OEM NO
	48644MT	REPAIR KIT	

53788MT

DAF



TIE ROD



MODEL	START YEAR	OEM NUMBER	TECHNICAL SPEC.
XF: FTG 410, FTN 410	2012/10 -	1871242	CL : 30,2
XF: FTG 440, FTN 440	2012/10 -		CU : 27,1
XF: FTG 460, FTN 460	2012/10 -		L : 1036
XF: FTG 510, FTN 510	2012/10 -		PD : 36

54008MT

DAF



TIE ROD



MODEL	START YEAR	OEM NUMBER	TECHNICAL SPEC.
XF: FA 410	2012/10 -	1807595	CL : 30,2
XF: FA 440	2012/10 -	1981242	CU : 27,1
XF: FA 460	2012/10 -		L : 1605
XF: FAD 460	2012/10 -		PD : 40
XF: FAD 510	2012/10 -		
XF: FAN 460	2012/10 -		
XF: FAN 510	2012/10 -		
XF: FAR 410, FAS 410	2012/10 -		
XF: FAR 440, FAS 440	2012/10 -		
XF: FAR 460	2012/10 -		
XF: FAR 510	2012/10 -		
XF: FAR 510, FAS 510	2012/10 -		
XF: FT 410	2012/10 -		
XF: FT 440	2012/10 -		
XF: FT 460	2012/10 -		
XF: FT 510	2012/10 -		
XF: FTP 440, FTR 440, FTS 440	2012/10 -		
XF: FTP 510	2012/10 -		

54026MT

DAF



TIE ROD



MODEL	START YEAR	OEM NUMBER	TECHNICAL SPEC.
XF: FA 410	2012/10 -	1903117	
XF: FA 440	2012/10 -	2002377	
XF: FA 460	2012/10 -	2144067	
XF: FA 510	2012/10 -		
XF: FAD 460	2012/10 -		
XF: FAD 510	2012/10 -		
XF: FAN 510	2012/10 -		
XF: FT 410	2012/10 -		
XF: FT 440	2012/10 -		
XF: FT 460	2012/10 -		
XF: FT 510	2012/10 -		
XF: FTG 410, FTN 410	2012/10 -		
XF: FTG 440, FTN 440	2012/10 -		
XF: FTG 460, FTN 460	2012/10 -		
XF: FTG 510, FTN 510	2012/10 -		
XF: FTT 460	2012/10 -		
XF: FTT 510	2012/10 -		

54109MT

GMC



TIE ROD

CENTER
Front Axle



MODEL	START YEAR	OEM NUMBER	TECHNICAL SPEC.
W3500 FORWARD	1998/01 - 2007/12	97039470	CL : 22,2
W4500 FORWARD	1998/01 - 2007/12	97222508	CU : 19,95
W5500 FORWARD	2000/01 - 2007/12		L : 696
			PD : 33

52912MT

IRISBUS



BALL JOINT



MODEL	START YEAR	OEM NUMBER	TECHNICAL SPEC.
ARWAY: 10.6M, 12M, 12.8M	2006/06 -	5010556210	CL : 51,8
ARWAY: 15M	2005/01 - 2013/12	504201479	CU : 41,6
CITELIS: 10.5 CNG, 12 CNG	2005/07 - 2013/12	5801208436	L : 200
CITELIS: 10.5, 12, Line	2005/09 -	5801890994	d : 16,5
CREALIS: 12 CNG, 12 NEO CNG	1998/04 -		
CREALIS: 12 CNG, 12 NEO CNG	2001/10 - 2003/12		
CREALIS: 12, 12 NEO	2009/01 -		
CROSSWAY: 10.6m, 12m, 12.8m	2006/06 -		
CROSSWAY: 12m, 12.8m	2006/06 -		
EVADYS: H 12m, 12.8m	2003/10 -		
EVADYS: HD 12m	2003/10 -		
MAGELYS HD	2008/08 - 2013/12		
RECREO: 12m, 12.8m	2003/01 - 2007/10		



53178MT

IRISBUS



TIE ROD



MODEL	START YEAR	OEM NUMBER	TECHNICAL SPEC.
ARWAY: 10.6M, 12M, 12.8M	2006/06 -	504113826	CL : 26,2
ARWAY: 15M	2005/01 - 2013/12	5801890968	CU : 23,5
			L : 707
			PD : 36

53179MT

IRISBUS



TIE ROD



MODEL	START YEAR	OEM NUMBER	TECHNICAL SPEC.
ARWAY: 10.6M, 12M, 12.8M	2006/06 -	504113827	CL : 30,2
ARWAY: 15M	2005/01 - 2013/12	5801890971	CU : 27,1
CITELIS: 10.5 CNG, 12 CNG	2005/07 - 2013/12		L : 360
CITELIS: 10.5, 12, Line	2005/09 -		PD : 38
CREALIS: 12, 12 NEO	2009/01 -		

53187MT

IRISBUS



TIE ROD



MODEL	START YEAR	OEM NUMBER	TECHNICAL SPEC.
CITELIS: 10.5 CNG, 12 CNG	2005/07 - 2013/12	5801890969	CL : 30,2
CITELIS: 10.5, 12, Line	2005/09 -		CU : 27,1
CREALIS: 12, 12 NEO	2009/01 -		L : 463
			PD : 46

53198MT

IRISBUS



BALL JOINT

LEFT
* Handed : 53197MT



MODEL	START YEAR	OEM NUMBER	TECHNICAL SPEC.
ARWAY: 10.6M, 12M, 12.8M	2006/06 -	504113177	CL : 42,9
ARWAY: 15M	2005/01 - 2013/12	5801890993	CU : 37,9
CITELIS: 10.5 CNG, 12 CNG	2005/07 - 2013/12		L : 173
CITELIS: 10.5, 12, Line	2005/09 -		d : 16,5
CREALIS: 12, 12 NEO	2009/01 -		

53197MT

IRISBUS



BALL JOINT

RIGHT
* Handed : 53198MT



MODEL	START YEAR	OEM NUMBER	TECHNICAL SPEC.
ARWAY: 10.6M, 12M, 12.8M	2006/06 -	504127787	CL : 42,9
ARWAY: 15M	2005/01 - 2013/12	5801890991	CU : 37,9
CITELIS: 10.5 CNG, 12 CNG	2005/07 - 2013/12		d : 16,5
CITELIS: 10.5, 12, Line	2005/09 -		L : 173
CREALIS: 12, 12 NEO	2009/01 -		

54043MT


IRISBUS



TORQUE ROD



MODEL	START YEAR	OEM NUMBER	TECHNICAL SPEC.
MIDIRIDER 300	2007/05 -	500359181	L : 624
			PD : 48
			I : 115
			ID : 17

COMPONENT	PART NUM.	COMPONENT NAME	COMPONENT OEM NO
	40271MT	SILENTBLOCK	

new to range

September 2019

45633MT

IVECO



TIE ROD



MODEL	START YEAR	OEM NUMBER	TECHNICAL SPEC.
CITYCLASS 25	-	500308895	CL : 30,2
CITYCLASS 29	-	500336085	CU : 27,1
CITYCLASS 35	-	99455009	L : 800
CITYCLASS 491.22	-		PD : 52
CITYCLASS 491.22 CNG	-		
CITYCLASS 491.24 CNG	-		
CITYCLASS 491.27	-		
CITYCLASS 591.22	-		
CITYCLASS 591.22 CNG	-		
CITYCLASS 591.27	-		
CTYCLASS 591.24 CNG	-		

52912MT

IVECO



BALL JOINT



MODEL	START YEAR	OEM NUMBER	TECHNICAL SPEC.
MAGELYS PRO	2011/07 -	5801890994	CL : 51,8
URBANWAY 10M, 12M	2013/05 -		CU : 41,6
URBANWAY 12M	2013/05 -		L : 200
URBANWAY 12M CNG	2013/05 -		d : 16,5
URBANWAY 18M	2013/05 -		
URBANWAY 18M CNG	2013/05 -		

53178MT

IVECO



TIE ROD



MODEL	START YEAR	OEM NUMBER	TECHNICAL SPEC.
CITELIS 10.5 CNG, 12 CNG	2005/07 - 2013/12	504113826	CL : 26,2
CITELIS 10.5, 12, LINE	2005/09 -	5801890968	CU : 23,5
URBANWAY 10M, 12M	2013/05 -		L : 707
URBANWAY 12M	2013/05 -		PD : 36
URBANWAY 12M CNG	2013/05 -		
URBANWAY 18M	2013/05 -		
URBANWAY 18M CNG	2013/05 -		

53179MT

IVECO



TIE ROD



MODEL	START YEAR	OEM NUMBER	TECHNICAL SPEC.
URBANWAY 10M, 12M	2013/05 -	504113827	CL : 30,2
URBANWAY 12M	2013/05 -	5801890971	CU : 27,1
URBANWAY 12M CNG	2013/05 -		L : 360
URBANWAY 18M	2013/05 -		PD : 38
URBANWAY 18M CNG	2013/05 -		

53187MT

IVECO



TIE ROD



MODEL	START YEAR	OEM NUMBER	TECHNICAL SPEC.
URBANWAY 10M, 12M	2013/05 -	504113824	CL : 30,2
URBANWAY 12M	2013/05 -	5801890969	CU : 27,1
URBANWAY 12M CNG	2013/05 -		L : 463
URBANWAY 18M	2013/05 -		PD : 46
URBANWAY 18M CNG	2013/05 -		

53198MT

IVECO



BALL JOINT

LEFT
* Handed : 53197MT



MODEL	START YEAR	OEM NUMBER	TECHNICAL SPEC.
URBANWAY 10M, 12M	2013/05 -	504113177	CL : 42,9
URBANWAY 12M CNG	2013/05 -	5801890993	CU : 37,9
URBANWAY 18M	2013/05 -		L : 173
URBANWAY 18M CNG	2013/05 -		d : 16,5

53197MT

IVECO



BALL JOINT

RIGHT
* Handed : 53198MT



MODEL	START YEAR	OEM NUMBER	TECHNICAL SPEC.
URBANWAY 10M, 12M	2013/05 -	504127787	CL : 42,9
URBANWAY 12M	2013/05 -	5801890991	CU : 37,9
URBANWAY 12M CNG	2013/05 -		d : 16,5
URBANWAY 18M	2013/05 -		L : 173
URBANWAY 18M CNG	2013/05 -		

54043MT

IVECO



TORQUE ROD



MODEL	START YEAR	OEM NUMBER	TECHNICAL SPEC.
MIDIRIDER 27	-	500359181	L : 624
MIDIRIDER 30	-		PD : 48
			I : 115
			ID : 17

COMPONENT	PART NUM.	COMPONENT NAME	COMPONENT OEM NO
	40271MT	SILENTBLOCK	




53729MT

MAN

TORQUE ROD



MODEL		START YEAR	OEM NUMBER	TECHNICAL SPEC.
			81432506020	L : 288
				ld : 40
				l : 130
				ID : 21
COMPONENT	PART NUM.	COMPONENT NAME		COMPONENT OEM NO
	48644MT	REPAIR KIT		

53298MT

MERCEDES BENZ



RUBBER MOUNTING



MODEL		START YEAR	OEM NUMBER	TECHNICAL SPEC.
ACTROS: 2631, 2631 L		1996/04 - 2002/10	0003250496	h : 133,5 / 107,8
ACTROS: 2635, 2635 L		1996/04 - 2002/10		
ACTROS: 2646 B		1997/10 - 2002/10		
ACTROS: 2650 S, 2650 LS		1997/10 - 2002/10		
ACTROS: 2653, 2653 L		1996/04 - 2002/10		
ACTROS: 3340 B		1997/04 - 2002/10		
ACTROS: 3346		1997/04 - 2002/10		
ACTROS: 3350 S		1997/10 - 2002/10		
ACTROS: 3357		1997/04 - 2002/10		

54110MT

NISSAN



AXIAL JOINT

LEFT & RIGHT
Front Axle



MODEL	START YEAR	OEM NUMBER	TECHNICAL SPEC.
CABSTAR	2008/01 - 2015/01	1316022	D : M18x1,5 M : M20x1,5 L : 245,5

53729MT


SOLARIS



TORQUE ROD



MODEL	START YEAR	OEM NUMBER	TECHNICAL SPEC.
ALPINO	2007/01 -	0820352044	L : 288
URBINO 10	2002/06 -		Id : 40
URBINO 12	1999/01 -		l : 130
URBINO 12	2002/06 -		ID : 21
URBINO 9	1999/01 -		

COMPONENT	PART NUM.	COMPONENT NAME	COMPONENT OEM NO
	48644MT	REPAIR KIT	

54009MT

STEYR



TIE ROD



MODEL	START YEAR	OEM NUMBER	TECHNICAL SPEC.
35...	-	99100430030	CL : 30,2
			CU : 27,1
			L : 958
			PD : 42

37543MT

VOLVO



TIE ROD

CENTER



MODEL	START YEAR	OEM NUMBER	TECHNICAL SPEC.
F 7	1978/08 - 1985/12	1576816	CL : 31,7
		1587489	CU : 27,3
		1606282	L : 896
			PD : 42

new to range

September 2019



**Metrix
Premium**
CHASSIS PARTS

RUBBER TO METAL

www.metrixpremium.com



44512MT

AUDI



SILENTBLOCK

LEFT & RIGHT
Rear Axle



MODEL	START YEAR	OEM NUMBER	TECHNICAL SPEC.
A6 (4F2, C6)	2004/05 - 2011/03	8E0501541S1	OD : Ø36,3
A6 (4F2/C6)	2004/01 - 2011/12		ID : Ø12,3
A6 Saloon (4F2, C6)	2004/05 - 2011/03		h : 45,8

47196MT

AUDI



SILENTBLOCK

LEFT & RIGHT
Front Axle



MODEL	START YEAR	OEM NUMBER	TECHNICAL SPEC.
Q2 (GA)	2016/06 -	5Q0407183F	OD : 65
TT (FV3)	2014/09 -	81A407183	ID : Ø13
			h : 51,5

50508MT

AUDI



SILENTBLOCK

LEFT & RIGHT
Rear Axle



MODEL	START YEAR	OEM NUMBER	TECHNICAL SPEC.
Q7 (4M)	2016/01 -	4M0505541R	OD : Ø52,5
Q8	2019/03 -		ID : Ø14,2
			h : 47

53335MT

BUICK



SILENTBLOCK

LEFT & RIGHT
Rear Axle



MODEL	START YEAR	OEM NUMBER	TECHNICAL SPEC.
ENCLAVE	2008/01 - 2015/01	23347601-P	OD : Ø37,3
			ID : Ø14,5
			h : 47,5

54040MT

BUICK



SILENTBLOCK

LEFT & RIGHT
Front Axle



MODEL	START YEAR	OEM NUMBER	TECHNICAL SPEC.
ALLURE	2005/01 - 2009/12	10260991	OD : Ø46,6
CENTURY	1997/01 - 2005/12		ID : Ø14,3
LACROSSE	2005/01 - 2009/01		h : 60
REGAL	1997/01 - 2004/12		

54041MT

BUICK



SILENTBLOCK

LEFT & RIGHT
Front Axle



MODEL	START YEAR	OEM NUMBER	TECHNICAL SPEC.
ALLURE	2005/01 - 2009/12	10403698	OD : Ø56,5
CENTURY	1997/01 - 2005/12		ID : Ø14,2
LACROSSE	2005/01 - 2009/01		h : 55
REGAL	1997/01 - 2004/12		

53335MT

CHEVROLET



SILENTBLOCK

LEFT & RIGHT
Rear Axle



MODEL	START YEAR	OEM NUMBER	TECHNICAL SPEC.
TRAVERSE	2009/01 - 2017/12	23347601-P	OD : Ø37,3
			ID : Ø14,5
			h : 47,5

54040MT

CHEVROLET



SILENTBLOCK

LEFT & RIGHT
Front Axle



MODEL	START YEAR	OEM NUMBER	TECHNICAL SPEC.
IMPALA	2000/01 - 2014/12	10260991	OD : Ø46,6
IMPALA LIMITED	2014/01 - 2016/12		ID : Ø14,3
MONTE CARLO	2000/01 - 2007/12		h : 60
VENTURE	1997/01 - 2005/12		

54041MT

CHEVROLET



SILENTBLOCK

LEFT & RIGHT
Front Axle



MODEL	START YEAR	OEM NUMBER	TECHNICAL SPEC.
IMPALA	2000/01 - 2014/12	10403698	OD : Ø56,5
IMPALA LIMITED	2014/01 - 2016/12		ID : Ø14,2
MONTE CARLO	2000/01 - 2007/12		h : 55
VENTURE	1997/01 - 2005/12		


49949MT

DODGE



SILENTBLOCK

LEFT & RIGHT
Rear Axle



MODEL	START YEAR	OEM NUMBER	TECHNICAL SPEC.
NITRO	2007/01 - 2012/01	52125389AA	OD : Ø47
			ID : Ø12,2
			h : 84,4



new to range

September 2019

52175MT

FORD



SILENTBLOCK

LEFT & RIGHT
Front Axle



MODEL	START YEAR	OEM NUMBER	TECHNICAL SPEC.
ECOSPORT (CBW-CB1)	2013/10 -	1793903-P	OD : Ø38
		CN153061AB-P	ID : Ø14,5
			h : 53,5

53335MT

GMC



SILENTBLOCK

LEFT & RIGHT
Rear Axle



MODEL	START YEAR	OEM NUMBER	TECHNICAL SPEC.
ACADIA LIMITED	2017/01 -	23347601-P	OD : Ø37,3
			ID : Ø14,5
			h : 47,5

54136MT

HONDA



SILENTBLOCK

LEFT & RIGHT
Front Axle



MODEL	START YEAR	OEM NUMBER	TECHNICAL SPEC.
CIVIC	1992/01 - 1995/01	51350SR3020-P	OD : Ø37,2
CIVIC	1996/01 - 2000/01	51360SR3020-P	ID : Ø14,2
CIVIC IV Coupe (EJ)	1993/08 - 1996/03		h : 50
CIVIC IV Hatchback (EG)	1991/10 - 1995/11		
CIVIC IV Hatchback (MA)	1994/09 - 1997/01		
CIVIC IV Saloon (EG, EH)	1991/10 - 1995/12		
CIVIC V Coupe (EJ)	1993/08 - 1996/03		
CIVIC V Estate (MB, MC)	1998/04 - 2001/02		
CIVIC V Saloon (EG, EH)	1991/10 - 1995/12		
CIVIC VI Aerodeck (MB, MC)	1998/04 - 2001/02		
CIVIC VI Fastback (MA)	1994/09 - 1997/01		
CRX III (EH, EG)	1992/03 - 1998/12		

49064MT

HYUNDAI



SILENTBLOCK

LEFT & RIGHT
Rear Axle



MODEL	START YEAR	OEM NUMBER	TECHNICAL SPEC.
SANTA FE II (CM)	2005/11 - 2012/06	551182B100	OD : Ø55
			ID : Ø21,5
			h : 44,6

49919MT

MAZDA



SILENTBLOCK

LEFT & RIGHT
Rear Axle



MODEL	START YEAR	OEM NUMBER	TECHNICAL SPEC.
6 (GG)	2003/01 - 2007/10	8G0A28450	OD : Ø36,2
6 Hatchback (GG)	2002/08 -	G26A28C10-P	ID : Ø12,2
6 Saloon (GG)	2002/06 -		h : 44,3
6 Station Wagon (GY)	2002/08 -		

53235MT

MERCEDES BENZ



SILENTBLOCK

LEFT & RIGHT
Front Axle



MODEL	START YEAR	OEM NUMBER	TECHNICAL SPEC.
X-CLASS (W470)	2017/09 -	545605XA0A	OD : Ø42,8
			ID : Ø14,2
			h : 73,5



new to range

September 2019

40734MT

NISSAN



SILENTBLOCK

LEFT & RIGHT
Front Axle



MODEL	START YEAR	OEM NUMBER	TECHNICAL SPEC.
ALMERA	2001/01 - 2005/01	1416003	OD : 34,80
SENTRA	2001/01 - 2006/01		ID : 14,2
			h : 55

54040MT

OLDSMOBILE



SILENTBLOCK

LEFT & RIGHT
Front Axle



MODEL	START YEAR	OEM NUMBER	TECHNICAL SPEC.
SILHOUETTE	1997/01 - 2004/01	10260991	OD : Ø46,6
			ID : Ø14,3
			h : 60

54041MT

OLDSMOBILE



SILENTBLOCK

LEFT & RIGHT
Front Axle



MODEL	START YEAR	OEM NUMBER	TECHNICAL SPEC.
SILHOUETTE	1997/01 - 2004/01	10403698	OD : Ø56,5
			ID : Ø14,2
			h : 55

51904MT

OPEL



SILENTBLOCK

LEFT & RIGHT
Rear Axle



MODEL	START YEAR	OEM NUMBER	TECHNICAL SPEC.
INSIGNIA B (Z18)	2017/01 -	23349953-P1	OD : Ø37,5
			ID : Ø14,5
			h : 47,5

54040MT

PONTIAC



SILENTBLOCK

LEFT & RIGHT
Front Axle



MODEL	START YEAR	OEM NUMBER	TECHNICAL SPEC.
GRAND PRIX	1997/01 - 2008/12	10260991	OD : Ø46,6
MONTANA	1999/01 - 2005/12		ID : Ø14,3
TRANS SPORT	1997/01 - 1998/01		h : 60

54041MT

PONTIAC



SILENTBLOCK

LEFT & RIGHT
Front Axle



MODEL	START YEAR	OEM NUMBER	TECHNICAL SPEC.
GRAND PRIX	1997/01 - 2008/12	10403698	OD : Ø56,5
MONTANA	1999/01 - 2005/12		ID : Ø14,2
TRANS SPORT	1997/01 - 1998/01		h : 55

40734MT

RENAULT



SILENTBLOCK

LEFT & RIGHT
Front Axle



MODEL	START YEAR	OEM NUMBER	TECHNICAL SPEC.
SCALA	2010/01 - 2012/01	1416003	OD : 34,80
			ID : 14,2
			h : 55

53335MT

SATURN



SILENTBLOCK

LEFT & RIGHT
Rear Axle



MODEL	START YEAR	OEM NUMBER	TECHNICAL SPEC.
OUTLOOK	2007/01 - 2010/01	23347601-P	OD : Ø37,3
			ID : Ø14,5
			h : 47,5



new to range

September 2019

54042MT

VOLVO



SILENTBLOCK

LEFT & RIGHT
Rear Axle



MODEL	START YEAR	OEM NUMBER	TECHNICAL SPEC.
S90 II	2016/03 -	31360583	OD : Ø47,1
V60	2019/04 -		ID : Ø12,1
V90 II	2016/03 -		h : 51,9
XC60 II (246)	2017/03 -		
XC90 II	2016/03 -		

new to range

September 2019



**Metrix
Premium**
CHASSIS PARTS

AGRICULTURAL

www.metrixpremium.com



new to range

September 2019

53784MT

MASSEY FERGUSON



TIE ROD



MODEL	START YEAR	OEM NUMBER	TECHNICAL SPEC.
165	-	885549M91	CL : 19,8
175	-		CU : 17,4
178	-		L : 1174
188	-		PD : 32
265	-		
275	-		
285	-		
290	-		

54013MT

MASSEY FERGUSON



TIE ROD



MODEL	START YEAR	OEM NUMBER	TECHNICAL SPEC.
230	-	1860407M92	CL : 18,5 / 15,9
240	-		CU : 17 / 14,4
245	-		L : 937
250	-		PD : 26



new to range

September 2019

54014MT

MASSEY FERGUSON

TIE ROD



MODEL	START YEAR	OEM NUMBER	TECHNICAL SPEC.
230	-	1860411M92	CL : 18,5 / 15,9
235	-		CU : 17 / 14,4
240	-		L : 937
245	-		PD : 26
250	-		
255	-		