

new to range

March 2019



**Metrix
Premium**
CHASSIS PARTS

PASSENGER VEHICLE

www.metrixpremium.com





new to range

March 2019

50401MT

AUDI





STRUT CONTROL ARM

LEFT
* Handed : 50402MT
Rear Axle



MODEL	START YEAR	OEM NUMBER	TECHNICAL SPEC.
A4 (8WH, B9)	2016/01 -	8W0501529D	L : 448
A5 (F5A)	2017/01 -		ID : Ø12,2 - Ø12,5

COMPONENT	PART NUM.	COMPONENT NAME	COMPONENT OEM NO
	50400MT	SILENTBLOCK	
	50403MT	SILENTBLOCK	

50402MT

AUDI





STRUT CONTROL ARM

RIGHT
* Handed : 50401MT
Rear Axle



MODEL	START YEAR	OEM NUMBER	TECHNICAL SPEC.
A4 (8WH, B9)	2016/01 -	8W0501530D	L : 448
A5 (F5A)	2017/01 -		ID : Ø12,2 - Ø12,5

COMPONENT	PART NUM.	COMPONENT NAME	COMPONENT OEM NO
	50400MT	SILENTBLOCK	
	50403MT	SILENTBLOCK	



new to range

March 2019

53096MT

AUDI



BALL JOINT

LEFT & RIGHT
Lower Front Axle



MODEL	START YEAR	OEM NUMBER	TECHNICAL SPEC.
Q5 (FYB)	2016/05 -	80A407689B	CL : Ø27,1
			CU : Ø20
			M : M14x1,5
			T : Ø46

53296MT

AUDI





TRACK CONTROL ARM

LEFT
* Handed : 53297MT
Lower Front Axle



MODEL	START YEAR	OEM NUMBER	TECHNICAL SPEC.
Q5 (FYB)	2016/05 -	80A0407151B	L : 371
		80A0407151A	h : 44,9 - 60
			ID : Ø12,2 - Ø12,5

COMPONENT	PART NUM.	COMPONENT NAME	COMPONENT OEM NO
	39606MT	SILENTBLOCK	
	50496MT	SILENTBLOCK	



new to range

March 2019

53297MT

AUDI





TRACK CONTROL ARM

RIGHT
* Handed : 53296MT
Lower Front Axle



MODEL	START YEAR	OEM NUMBER	TECHNICAL SPEC.
Q5 (FYB)	2016/05 -	80A0407152B	L : 371
		80A0407152A	h : 44,9 - 60
			ID : Ø12,2 - Ø12,5

COMPONENT	PART NUM.	COMPONENT NAME	COMPONENT OEM NO
	39606MT	SILENTBLOCK	
	50496MT	SILENTBLOCK	

37783MT

BMW



TRACK CONTROL ARM

LEFT
* Handed : 37784MT
Lower Front Axle



MODEL	START YEAR	OEM NUMBER	TECHNICAL SPEC.
6 (E63)	2004/01 -	31102348049	M : M14x1,5
6 Cabriolet (E64)	2004/04 -	31124046439	L : 415,6
6 SERIES E63,E64	2004/01 - 2011/12	31126762261	h : 76
		31126765997	ID : Ø12,2
		31126774829	

COMPONENT	PART NUM.	COMPONENT NAME	COMPONENT OEM NO
	40563MT	SILENTBLOCK	

37784MT

BMW




TRACK CONTROL ARM

RIGHT
* Handed : 37783MT
Lower Front Axle



MODEL	START YEAR	OEM NUMBER	TECHNICAL SPEC.
6 (E63)	2004/01 -	31102348048	M : M14x1,5
6 Cabriolet (E64)	2004/04 -	31124046440	L : 415,6
6 SERIES E63,E64	2004/01 - 2011/12	31126762262	h : 76
		31126765998	ID : Ø12,2
		31126774830	

COMPONENT	PART NUM.	COMPONENT NAME	COMPONENT OEM NO
	40563MT	SILENTBLOCK	

53273MT

BMW



STABILIZER

LEFT & RIGHT
Front Axle



MODEL	START YEAR	OEM NUMBER	TECHNICAL SPEC.
5 SERIES G30-G31	2016/11 -	31306861483-M	M : M12x1,5
6 SERIES GT (G32)	2017/07 -		L : 241
7 SERIES G11 & G12	2015/07 -		D : Ø11



new to range

March 2019

53274MT

BMW



STABILIZER

LEFT & RIGHT
Front Axle



MODEL	START YEAR	OEM NUMBER	TECHNICAL SPEC.
5 SERIES G30 X DRIVE	2016/11 -	31306861485-M	M : M12x1,5
5 SERIES G31 (530DX-540iX) X DRIVE	2016/11 -		L : 179
5 SERIES G31 X DRIVE	2016/11 -		D : Ø11
7 SERIES G11 (X DRIVE) G12 (X DRIVE)	2015/07 -		

53052MT

CHEVROLET






WISHBONE

LEFT
* Handed : 53053MT
Front Axle



MODEL	START YEAR	OEM NUMBER	TECHNICAL SPEC.
MONTANA	2004/01 - 2011/12	93343399	ID : Ø12,2 - Ø13
			bl : 46 - 69,5
			l : 260

COMPONENT	PART NUM.	COMPONENT NAME	COMPONENT OEM NO
	34178MT	BALL JOINT	
	36618MT	SILENTBLOCK	
	48929MT	SILENTBLOCK	

53053MT

CHEVROLET






WISHBONE

RIGHT
* Handed : 53052MT
Front Axle



MODEL	START YEAR	OEM NUMBER	TECHNICAL SPEC.
MONTANA	2004/01 - 2011/12	93343398	ID : Ø12,2 - Ø13 bl : 46 - 69,5 l : 260

COMPONENT	PART NUM.	COMPONENT NAME	COMPONENT OEM NO
	34178MT	BALL JOINT	
	36618MT	SILENTBLOCK	
	48929MT	SILENTBLOCK	

53054MT

CHEVROLET





WISHBONE

LEFT
* Handed : 53055MT
Front Axle



MODEL	START YEAR	OEM NUMBER	TECHNICAL SPEC.
MONTANA	2004/01 - 2011/12	93343399-P	ID : Ø12,2 - Ø13 bl : 46 - 69,5 l : 260

COMPONENT	PART NUM.	COMPONENT NAME	COMPONENT OEM NO
	36618MT	SILENTBLOCK	
	48929MT	SILENTBLOCK	



new to range

March 2019

53055MT

CHEVROLET





WISHBONE

RIGHT
* Handed : 53054MT
Front Axle



MODEL	START YEAR	OEM NUMBER	TECHNICAL SPEC.
MONTANA	2004/01 - 2011/12	93343398-P	ID : Ø12,2 - Ø13
			bl : 46 - 69,5
			l : 260

COMPONENT	PART NUM.	COMPONENT NAME	COMPONENT OEM NO
	36618MT	SILENTBLOCK	
	48929MT	SILENTBLOCK	

53097MT

CHEVROLET






WISHBONE

LEFT
* Handed : 53098MT
Front Axle



MODEL	START YEAR	OEM NUMBER	TECHNICAL SPEC.
EQUINOX	2005/01 - 2009/01	25878029	M : M12x1,75
			ID : Ø14,5
			bl : 70
			l : 351,5

COMPONENT	PART NUM.	COMPONENT NAME	COMPONENT OEM NO
	38985MT	BALL JOINT	
	53100MT	SILENTBLOCK	
	53101MT	SILENTBLOCK	



new to range

March 2019

53098MT

CHEVROLET






WISHBONE

RIGHT
* Handed : 53097MT
Front Axle



MODEL	START YEAR	OEM NUMBER	TECHNICAL SPEC.
EQUINOX	2005/01 - 2009/01	25878028	M : M12x1,75
			ID : Ø14,5
			bl : 70
			l : 351,5

COMPONENT	PART NUM.	COMPONENT NAME	COMPONENT OEM NO
	38985MT	BALL JOINT	
	53100MT	SILENTBLOCK	
	53101MT	SILENTBLOCK	



new to range

March 2019

53282MT

CHEVROLET






WISHBONE

LEFT
* Handed : 53283MT
Front Axle



MODEL	START YEAR	OEM NUMBER	TECHNICAL SPEC.
AVEO	2004/01 - 2011/12	95975941	M : M12x1,25
AVEO	2004/01 - 2011/12		ID : Ø12,2
AVEO 5	2007/01 - 2011/12		bl : 46 - 47
			l : 286

COMPONENT	PART NUM.	COMPONENT NAME	COMPONENT OEM NO
	38331MT	BALL JOINT	
	40827MT	SILENTBLOCK	
	47546MT	SILENTBLOCK	



new to range

March 2019

53283MT

CHEVROLET






WISHBONE

RIGHT
* Handed : 53282MT
Front Axle



MODEL	START YEAR	OEM NUMBER	TECHNICAL SPEC.
AVEO	2004/01 - 2011/12	95975942	M : M12x1,25
AVEO	2004/01 - 2011/12		ID : Ø12,2
AVEO 5	2007/01 - 2011/12		bl : 46 - 47
			l : 286

COMPONENT	PART NUM.	COMPONENT NAME	COMPONENT OEM NO
	38331MT	BALL JOINT	
	40827MT	SILENTBLOCK	
	47546MT	SILENTBLOCK	

53290MT

CHRYSLER





WISHBONE

LEFT
* Handed : 53291MT
Front Axle



MODEL	START YEAR	OEM NUMBER	TECHNICAL SPEC.
SEBRING (JS)	2007/05 - 2010/12	05085407AK	ID : Ø14,2 - Ø14,6
		5085407AK	bl : 66,4 - 60
		K05085407AK	l : 334,1

COMPONENT	PART NUM.	COMPONENT NAME	COMPONENT OEM NO
	46355MT	SILENTBLOCK	
	46356MT	SILENTBLOCK	



new to range

March 2019

53291MT

CHRYSLER





WISHBONE

RIGHT
* Handed : 53290MT
Front Axle



MODEL	START YEAR	OEM NUMBER	TECHNICAL SPEC.
SEBRING (JS)	2007/05 - 2010/12	05085408AK	ID : Ø14,2 - Ø14,6
		5085408AK	bl : 66,4 - 60
		K05085408AK	l : 334,1

COMPONENT	PART NUM.	COMPONENT NAME	COMPONENT OEM NO
	46355MT	SILENTBLOCK	
	46356MT	SILENTBLOCK	

53180MT

CITROEN



AXIAL JOINT

LEFT & RIGHT
Front Axle



MODEL	START YEAR	OEM NUMBER	TECHNICAL SPEC.
DS4: 1.6 THP 155	2011/04 - 2015/07	3812F8	D : M14x1,5
DS4: 1.6 THP 200	2011/04 - 2015/07		M : M14x1,5
			L : 382,7



new to range

March 2019

53196MT

DAIHATSU



AXIAL JOINT

LEFT & RIGHT
Front Axle



MODEL	START YEAR	OEM NUMBER	TECHNICAL SPEC.
SIRION (M1) (M100)	1998/04 - 2000/09	4550397201	D : M14x1,5
			M : M12x1,25
			L : 255

53195MT

DODGE



TIE ROD END

LEFT & RIGHT
Front Axle



MODEL	START YEAR	OEM NUMBER	TECHNICAL SPEC.
RAM 1500	2013/01 -	68185640AA	CL : Ø19,1
			CU : Ø14,9
			D : M16x1,5
			M : M14x1,5

53228MT

DODGE



AXIAL JOINT

LEFT & RIGHT
Front Axle



MODEL	START YEAR	OEM NUMBER	TECHNICAL SPEC.
RAM 1500	2013/01 -	68166678AA	D : M18x1,5
			M : M16x1,5
			L : 391,5

53229MT

DODGE



STABILIZER

LEFT & RIGHT
Front Axle



MODEL	START YEAR	OEM NUMBER	TECHNICAL SPEC.
RAM 1500	2013/01 -	5170290AC	M : M12x1,75
		5170290AD	L : 161
			D : Ø13,5

53230MT

DODGE



IDLER ARM

CENTER
Front Axle



MODEL	START YEAR	OEM NUMBER	TECHNICAL SPEC.
DAKOTA	1997/01 - 1999/12	52106084	M : M14x1,5
DURANGO	1998/01 - 1999/12	52106084AA	L : 156

53305MT

DODGE




BALL JOINT

LEFT & RIGHT
Front Axle



MODEL	START YEAR	OEM NUMBER	TECHNICAL SPEC.
Ram 1500 PICKUP	2006/01 - 2012/12	68037501AC-P	CL : Ø22,7
			CU : Ø18,2
			M : M16x1,5
			d : Ø14,2

COMPONENT	PART NUM.	COMPONENT NAME	COMPONENT OEM NO
	52890MT	BALL JOINT	



new to range

March 2019

52997MT

FORD



STABILIZER

LEFT & RIGHT
Rear Axle



MODEL	START YEAR	OEM NUMBER	TECHNICAL SPEC.
EDGE (CDQ)	2014/08 -	5282207	M : M12x1,5
GALAXY (CK)	2015/01 -	5295981	L : 120
MUSTANG	2015/06 -	F2GC5C486AXB	D : Ø10
S-MAX (CJ)	2015/01 -	F2GZ5C466A	

53299MT

FORD



BALL JOINT

LEFT & RIGHT
Front Axle



MODEL	START YEAR	OEM NUMBER	TECHNICAL SPEC.
CROWN VICTORIA	2003/01 - 2011/01	4W1Z3084RH-P	M : M14x1,5
			T : Ø44,3



new to range

March 2019

51600MT

HONDA






WISHBONE

LEFT
* Handed : 51601MT
Front Axle



MODEL	START YEAR	OEM NUMBER	TECHNICAL SPEC.
ODYSSEY	2005/01 - 2010/01	51360SHJA01	M : M14x2
			ID : Ø14,2
			bl : 63 - 66
			l : 375,7

COMPONENT	PART NUM.	COMPONENT NAME	COMPONENT OEM NO
	51602MT	BALL JOINT	
	51603MT	SILENTBLOCK	
	51604MT	SILENTBLOCK	



new to range

March 2019

51601MT

HONDA






WISHBONE

RIGHT
* Handed : 51600MT
Front Axle



MODEL	START YEAR	OEM NUMBER	TECHNICAL SPEC.
ODYSSEY	2005/01 - 2010/01	51350SHJA01	M : M14x2
			ID : Ø14,2
			bl : 63 - 66
			l : 375,7

COMPONENT	PART NUM.	COMPONENT NAME	COMPONENT OEM NO
	51602MT	BALL JOINT	
	51603MT	SILENTBLOCK	
	51604MT	SILENTBLOCK	

53265MT

HONDA



BALL JOINT

LEFT & RIGHT
Upper Rear Axle



MODEL	START YEAR	OEM NUMBER	TECHNICAL SPEC.
ACCORD X	2014/01 -	52520T2AA00-P	CL : Ø22,1
			CU : Ø19,3
			M : M14x1,5
			T : Ø46,6



new to range

March 2019

38568MT

HYUNDAI



WISHBONE

LEFT
* Handed : 38569MT
Upper Rear Axle



MODEL	START YEAR	OEM NUMBER	TECHNICAL SPEC.
SONATA IV (EF)	1998/03 - 2005/05	5511038000	ID : Ø10,1
SONATA IV Saloon (EF)	1998/03 - 2005/05	5511038600	bl : 39,5
		5511038601	l : 278

38569MT

HYUNDAI



WISHBONE

RIGHT
* Handed : 38568MT
Upper Rear Axle



MODEL	START YEAR	OEM NUMBER	TECHNICAL SPEC.
SONATA IV (EF)	1998/03 - 2005/05	5512038000	ID : Ø10,1
SONATA IV Saloon (EF)	1998/03 - 2005/05	5512038600	bl : 39,5
		5512038601	l : 278



new to range

March 2019

53181MT

JAGUAR



STABILIZER

LEFT & RIGHT
Front Axle



MODEL	START YEAR	OEM NUMBER	TECHNICAL SPEC.
F-PACE (X761)	2015/09 -	HK833C255A	M : M12x1,75
		T4A8238	L : 219,5
			D : Ø10

53182MT

JAGUAR



STABILIZER

LEFT & RIGHT
Rear Axle



MODEL	START YEAR	OEM NUMBER	TECHNICAL SPEC.
F-PACE (X761)	2015/09 -	HK835D498A	M : M10x1,5
		T4A2038	L : 185,5
			D : Ø9



new to range

March 2019

53184MT

JAGUAR



AXIAL JOINT

LEFT & RIGHT
Front Axle



MODEL	START YEAR	OEM NUMBER	TECHNICAL SPEC.
F-PACE (X761)	2015/09 -	T4A12527	D : M16x1,5
			M : M14x1,5
			L : 226

53188MT

JAGUAR



TIE ROD END

LEFT & RIGHT
Front Axle



MODEL	START YEAR	OEM NUMBER	TECHNICAL SPEC.
F-PACE (X761)	2015/09 -	T4A28746	CL : Ø19,9
			CU : Ø15,1
			D : M14x1,5
			M : M14x2



new to range

March 2019

53294MT

JAGUAR



STABILIZER

LEFT
* Handed : 53295MT
Rear Axle



MODEL	START YEAR	OEM NUMBER	TECHNICAL SPEC.
XE (X760)	2015/03 -	T4N3673	M : M10x1,5 L : 213 D : Ø9

53295MT

JAGUAR



STABILIZER

RIGHT
* Handed : 53294MT
Rear Axle



MODEL	START YEAR	OEM NUMBER	TECHNICAL SPEC.
XE (X760)	2015/03 -	T4N3672	M : M10x1,5 L : 213 D : Ø9



new to range

March 2019

38568MT

KIA



WISHBONE

LEFT
* Handed : 38569MT
Upper Rear Axle



MODEL	START YEAR	OEM NUMBER	TECHNICAL SPEC.
MAGENTIS (GD)	2001/05 -	5511038601	ID : Ø10,1
			bl : 39,5
			l : 278

38569MT

KIA



WISHBONE

RIGHT
* Handed : 38568MT
Upper Rear Axle



MODEL	START YEAR	OEM NUMBER	TECHNICAL SPEC.
MAGENTIS (GD)	2001/05 -	5512038000	ID : Ø10,1
			bl : 39,5
			l : 278



new to range

March 2019

53181MT

LAND ROVER



STABILIZER

LEFT & RIGHT
Front Axle



MODEL	START YEAR	OEM NUMBER	TECHNICAL SPEC.
VELAR (H1) 4x4 & 4x2	2017/02 -	LR090522	M : M12x1,75 L : 219,5 D : Ø10

53182MT

LAND ROVER



STABILIZER

LEFT & RIGHT
Rear Axle



MODEL	START YEAR	OEM NUMBER	TECHNICAL SPEC.
VELAR (H1) 4x4 & 4x2	2017/02 -	LR090549	M : M10x1,5 L : 185,5 D : Ø9



new to range

March 2019

53183MT

LAND ROVER



TIE ROD END

LEFT & RIGHT
Front Axle



MODEL	START YEAR	OEM NUMBER	TECHNICAL SPEC.
DISCOVERY V (L462)	2016/09 -	LR059261	CL : Ø22,9
			CU : Ø16,55
			D : M16x1,5
			M : M14x2

53184MT

LAND ROVER



AXIAL JOINT

LEFT & RIGHT
Front Axle



MODEL	START YEAR	OEM NUMBER	TECHNICAL SPEC.
VELAR (H1) 4x4 & 4x2	2017/02 -	LR090900	D : M16x1,5
			M : M14x1,5
			L : 226



new to range

March 2019


53188MT

LAND ROVER



TIE ROD END

LEFT & RIGHT
Front Axle



MODEL	START YEAR	OEM NUMBER	TECHNICAL SPEC.
VELAR (H1) 4x4 & 4x2	2017/02 -	JGA28746	CL : Ø19,9
		LR090883	CU : Ø15,1
		LR111480	D : M14x1,5
			M : M14x2

53194MT

LAND ROVER



AXIAL JOINT

LEFT & RIGHT
Front Axle



MODEL	START YEAR	OEM NUMBER	TECHNICAL SPEC.
DISCOVERY V (L462)	2016/09 -	LR059264	D : M16x1,5
			M : M16x1,5
			L : 337,5



new to range

March 2019

50142MT

LEXUS




TRACK CONTROL ARM

LEFT
* Handed : 50143MT
Lower Front Axle



MODEL	START YEAR	OEM NUMBER	TECHNICAL SPEC.
IS I (GXE10)	1999/04 - 2005/07	4806953010	L : 353,3
IS I Saloon (GXE10)	1999/04 - 2005/07	4806959025	h : 55,5
IS SportCross	2001/10 -		ID : Ø14,2

COMPONENT	PART NUM.	COMPONENT NAME	COMPONENT OEM NO
	50144MT	SILENTBLOCK	

50143MT

LEXUS




TRACK CONTROL ARM

RIGHT
* Handed : 50142MT
Lower Front Axle



MODEL	START YEAR	OEM NUMBER	TECHNICAL SPEC.
IS I (GXE10)	1999/04 - 2005/07	4806853010	L : 353,3
IS I Saloon (GXE10)	1999/04 - 2005/07	4806859025	h : 55,5
IS SportCross	2001/10 -		ID : Ø14,2

COMPONENT	PART NUM.	COMPONENT NAME	COMPONENT OEM NO
	50144MT	SILENTBLOCK	



new to range

March 2019

53242MT

LEXUS



TIE ROD END

LEFT
* Handed : 53243MT
Front Axle



MODEL	START YEAR	OEM NUMBER	TECHNICAL SPEC.
LS (_F2_) (UCF20)	1994/10 - 2000/10	4547049015	CL : Ø15
		4547059025	CU : Ø13,9
			D : M14x1,5
			M : M12x1,25

53243MT

LEXUS



TIE ROD END

RIGHT
* Handed : 53242MT
Front Axle



MODEL	START YEAR	OEM NUMBER	TECHNICAL SPEC.
LS (_F2_) (UCF20)	1994/10 - 2000/10	4546049015	CL : Ø15
		4546049025	CU : Ø13,9
		4546059025	D : M14x1,5
			M : M12x1,25



new to range

March 2019

53299MT

LINCOLN



BALL JOINT

LEFT & RIGHT
Front Axle



MODEL	START YEAR	OEM NUMBER	TECHNICAL SPEC.
TOWNCAR	2003/01 - 2011/01	4W1Z3084RH-P	M : M14x1,5 T : Ø44,3

53301MT

MAZDA



TIE ROD END

LEFT & RIGHT
Front Axle



MODEL	START YEAR	OEM NUMBER	TECHNICAL SPEC.
E-SERIE Panelvan/Van (SR2): 2200 D 4WD	1991/03 - 2003/05	8AS132240	CL : Ø16,1
		8AS132240A	CU : Ø13,9
		S23132240A	D : M14x1,5
			M : M12x1,25



new to range

March 2019

53234MT

MERCEDES BENZ



BALL JOINT

LEFT & RIGHT
Front Axle



MODEL	START YEAR	OEM NUMBER	TECHNICAL SPEC.
X-CLASS (W470)	2017/09 -	4703300700-P	T : Ø42,9
		4703301000-P	

53300MT

MERCEDES BENZ



STABILIZER

LEFT & RIGHT
Rear Axle



MODEL	START YEAR	OEM NUMBER	TECHNICAL SPEC.
VITO (W447)	2014/10 -	6393260616	L : 145
			D : Ø10



new to range

March 2019

53299MT

MERCURY



BALL JOINT

LEFT & RIGHT
Front Axle



MODEL	START YEAR	OEM NUMBER	TECHNICAL SPEC.
GRAND MARQUIS	2003/01 - 2011/01	4W1Z3084RH-P	M : M14x1,5 T : Ø44,3

51951MT

NISSAN






WISHBONE

LEFT
* Handed : 51952MT
Front Axle



MODEL	START YEAR	OEM NUMBER	TECHNICAL SPEC.
KICKS	2017/01 -	545015RB0C	ID : Ø12,2 - Ø19,2 bl : 45 - 50 l : 239

COMPONENT	PART NUM.	COMPONENT NAME	COMPONENT OEM NO
	46205MT	BALL JOINT	
	46847MT	SILENTBLOCK	
	46849MT	SILENTBLOCK	



new to range

March 2019

51952MT

NISSAN






WISHBONE

RIGHT
* Handed : 51951MT
Front Axle



MODEL	START YEAR	OEM NUMBER	TECHNICAL SPEC.
KICKS	2017/01 -	545005RB0C	ID : Ø12,2 - Ø19,2 bl : 45 - 50 l : 239

COMPONENT	PART NUM.	COMPONENT NAME	COMPONENT OEM NO
	46205MT	BALL JOINT	
	46847MT	SILENTBLOCK	
	46849MT	SILENTBLOCK	

53180MT

PEUGEOT



AXIAL JOINT

LEFT & RIGHT
Front Axle



MODEL	START YEAR	OEM NUMBER	TECHNICAL SPEC.
308 (4A_, 4C_): 1.6 GTi	2010/07 -	3812F8	D : M14x1,5
308 CC (4B_): 1.6 THP	2010/10 -		M : M14x1,5 L : 382,7



new to range

March 2019

53097MT

PONTIAC






WISHBONE

LEFT
* Handed : 53098MT
Front Axle



MODEL	START YEAR	OEM NUMBER	TECHNICAL SPEC.
TORRENT	2005/01 - 2008/01	25878029	M : M12x1,75
			ID : Ø14,5
			bl : 70
			l : 351,5

COMPONENT	PART NUM.	COMPONENT NAME	COMPONENT OEM NO
	38985MT	BALL JOINT	
	53100MT	SILENTBLOCK	
	53101MT	SILENTBLOCK	



new to range

March 2019

53098MT

PONTIAC






WISHBONE

RIGHT
* Handed : 53097MT
Front Axle



MODEL	START YEAR	OEM NUMBER	TECHNICAL SPEC.
TORRENT	2005/01 - 2008/01	25878028	M : M12x1,75
			ID : Ø14,5
			bl : 70
			l : 351,5

COMPONENT	PART NUM.	COMPONENT NAME	COMPONENT OEM NO
	38985MT	BALL JOINT	
	53100MT	SILENTBLOCK	
	53101MT	SILENTBLOCK	



new to range

March 2019

53282MT

PONTIAC






WISHBONE

LEFT
* Handed : 53283MT
Front Axle



MODEL	START YEAR	OEM NUMBER	TECHNICAL SPEC.
G3	2007/01 - 2009/12	95975941	M : M12x1,25
			ID : Ø12,2
			bl : 46 - 47
			l : 286

COMPONENT	PART NUM.	COMPONENT NAME	COMPONENT OEM NO
	38331MT	BALL JOINT	
	40827MT	SILENTBLOCK	
	47546MT	SILENTBLOCK	



new to range

March 2019

53283MT

PONTIAC






WISHBONE

RIGHT
* Handed : 53282MT
Front Axle



MODEL	START YEAR	OEM NUMBER	TECHNICAL SPEC.
G3	2007/01 - 2009/12	95975942	M : M12x1,25
			ID : Ø12,2
			bl : 46 - 47
			I : 286

COMPONENT	PART NUM.	COMPONENT NAME	COMPONENT OEM NO
	38331MT	BALL JOINT	
	40827MT	SILENTBLOCK	
	47546MT	SILENTBLOCK	



new to range

March 2019

53097MT

SATURN






WISHBONE

LEFT
* Handed : 53098MT
Front Axle



MODEL	START YEAR	OEM NUMBER	TECHNICAL SPEC.
VUE	2002/01 - 2009/01	25878029	M : M12x1,75
			ID : Ø14,5
			bl : 70
			l : 351,5

COMPONENT	PART NUM.	COMPONENT NAME	COMPONENT OEM NO
	38985MT	BALL JOINT	
	53100MT	SILENTBLOCK	
	53101MT	SILENTBLOCK	



new to range

March 2019

53098MT

SATURN






WISHBONE

RIGHT
* Handed : 53097MT
Front Axle



MODEL	START YEAR	OEM NUMBER	TECHNICAL SPEC.
VUE	2002/01 - 2009/01	25878028	M : M12x1,75
			ID : Ø14,5
			bl : 70
			l : 351,5

COMPONENT	PART NUM.	COMPONENT NAME	COMPONENT OEM NO
	38985MT	BALL JOINT	
	53100MT	SILENTBLOCK	
	53101MT	SILENTBLOCK	

53288MT

SCION



AXIAL JOINT

LEFT & RIGHT
Front Axle



MODEL	START YEAR	OEM NUMBER	TECHNICAL SPEC.
XB	2004/01 - 2006/12	4550359055	D : M14x1,5
			M : M14x1,5
			L : 356



53278MT

SKODA



AXIAL JOINT

LEFT & RIGHT
Front Axle



MODEL	START YEAR	OEM NUMBER	TECHNICAL SPEC.
RAPID	2014/03 -	6RG423810	D : M16x1,5
		6RG423810A	M : M14x1,5
			L : 316,5

53196MT

TOYOTA



AXIAL JOINT

LEFT & RIGHT
Front Axle



MODEL	START YEAR	OEM NUMBER	TECHNICAL SPEC.
YARIS VERSO (_NLP2_, _NCP2_)	1999/11 - 2005/09	4550397201	D : M14x1,5
			M : M12x1,25
			L : 255



new to range

March 2019

53244MT

TOYOTA



TIE ROD END

LEFT
* Handed : 53245MT
Front Axle



MODEL	START YEAR	OEM NUMBER	TECHNICAL SPEC.
CELICA (_T20_)	1993/11 - 1999/11	4504729085	CL : Ø15
CELICA Cabriolet (_T20_)	1993/11 - 1999/11		CU : Ø12,5
			D : M14x1,5
			M : M12x1,25

53245MT

TOYOTA



TIE ROD END

RIGHT
* Handed : 53244MT
Front Axle



MODEL	START YEAR	OEM NUMBER	TECHNICAL SPEC.
CELICA (_T20_)	1993/11 - 1999/11	4504629085	CL : Ø15
CELICA Cabriolet (_T20_)	1993/11 - 1999/11		CU : Ø12,5
			D : M14x1,5
			M : M12x1,25



new to range

March 2019

53279MT

TOYOTA



AXIAL JOINT

LEFT & RIGHT
Front Axle



MODEL	START YEAR	OEM NUMBER	TECHNICAL SPEC.
CARINA E (_T19_)	1992/04 - 1997/09	4550329525	D : M14x1,5
CARINA E Hatchback (_T19_)	1992/04 - 1997/09		M : M14x1,5
CARINA E Saloon (_T19_)	1992/04 - 1997/09		L : 184
CARINA E Sportswagon (_T19_)	1993/01 - 1997/09		

53288MT

TOYOTA



AXIAL JOINT

LEFT & RIGHT
Front Axle



MODEL	START YEAR	OEM NUMBER	TECHNICAL SPEC.
YARIS (_P1_)	1999/04 - 2002/12	4550359055	D : M14x1,5
			M : M14x1,5
			L : 356



new to range

March 2019

53102MT

VOLVO



STRUT CONTROL ARM

LEFT
* Handed : 53103MT
Rear Axle



MODEL	START YEAR	OEM NUMBER	TECHNICAL SPEC.
S60 II	2010/04 - 2015/12	31406751	L : 332
S80 II (AS)	2006/03 -		ID : Ø12,2
S80 II Saloon	2006/03 -		
V60 (155_157)	2010/09 -		
V70 III Estate	2007/08 -		
XC70 II	2007/08 -		
XC70 II Estate	2007/08 -		

COMPONENT	PART NUM.	COMPONENT NAME	COMPONENT OEM NO
	44421MT	SILENTBLOCK	



new to range

March 2019

53103MT

VOLVO



STRUT CONTROL ARM

RIGHT
* Handed : 53102MT
Rear Axle



MODEL	START YEAR	OEM NUMBER	TECHNICAL SPEC.
S60 II	2010/04 - 2015/12	31406752	L : 332
S80 II (AS)	2006/03 -		ID : Ø12,2
S80 II Saloon	2006/03 -		
V60 (155_157)	2010/09 -		
V70 III Estate	2007/08 -		
XC70 II	2007/08 -		
XC70 II Estate	2007/08 -		

COMPONENT	PART NUM.	COMPONENT NAME	COMPONENT OEM NO
	44421MT	SILENTBLOCK	

53134MT

VOLVO



STRUT CONTROL ARM

LEFT & RIGHT
Upper Rear Axle



MODEL	START YEAR	OEM NUMBER	TECHNICAL SPEC.
S40 II (MS)	2004/01 -	30681512	L : 288
S40 II Saloon (MS)	2004/01 -		ID : Ø12,2
V50 (MW)	2004/04 -		
V50 Estate (MW)	2004/04 -		

COMPONENT	PART NUM.	COMPONENT NAME	COMPONENT OEM NO
	48781MT	SILENTBLOCK	



new to range

March 2019

53176MT

VOLVO






WISHBONE

LEFT
* Handed : 53177MT
Front Axle



MODEL	START YEAR	OEM NUMBER	TECHNICAL SPEC.
S60 CROSS COUNTRY	2016/01 -	31317663	ID : Ø14,3
			bl : 60
			l : 213,5

COMPONENT	PART NUM.	COMPONENT NAME	COMPONENT OEM NO
	42703MT	BALL JOINT	
	43208MT	SILENTBLOCK	
	43210MT	SILENTBLOCK	



new to range

March 2019

53177MT

VOLVO






WISHBONE

RIGHT
* Handed : 53176MT
Front Axle



MODEL	START YEAR	OEM NUMBER	TECHNICAL SPEC.
S60 CROSS COUNTRY	2016/01 -	31317664	ID : Ø14,3
			bl : 60
			l : 213,5

COMPONENT	PART NUM.	COMPONENT NAME	COMPONENT OEM NO
	42703MT	BALL JOINT	
	43208MT	SILENTBLOCK	
	43210MT	SILENTBLOCK	

new to range

March 2019



**Metrix
Premium**
CHASSIS PARTS

COMMERCIAL VEHICLES

www.metrixpremium.com



45644MT


IVECO



TORQUE ROD



MODEL		START YEAR	OEM NUMBER	TECHNICAL SPEC.
CITYCLASS 25		-	500363799	L : 576
CITYCLASS 29		-	98482003	PD : 40
CITYCLASS 31		-	98482006	I : 100
CITYCLASS 35		-		ID : 15
CITYCLASS 491.22		-		
CITYCLASS 491.22 CNG		-		
CITYCLASS 491.24 CNG		-		
CITYCLASS 491.27		-		
CITYCLASS 591.22		-		
CITYCLASS 591.22 CNG		-		
CITYCLASS 591.24 CNG		-		
CITYCLASS 591.27		-		

COMPONENT	PART NUM.	COMPONENT NAME	COMPONENT OEM NO
	38519MT	REPAIR KIT	


53253MT

IVECO



TORQUE ROD



MODEL	START YEAR	OEM NUMBER	TECHNICAL SPEC.
EUROTRAKKER : MP 380 E 34 H	1993/01 - 2004/11	42065332-M	L : 610
EUROTRAKKER : MP 380 E 37 H	1993/01 - 2004/11		PD : 58
EUROTRAKKER : MP 380 E 37 W	1993/01 - 2004/11		I : 152
EUROTRAKKER : MP 380 E 38 H Cursor	2001/01 - 2004/11		ID : 21
EUROTRAKKER : MP 380 E 38 W Cursor	2001/01 - 2004/11		
EUROTRAKKER : MP 380 E 42 H	1993/01 - 2004/11		
EUROTRAKKER : MP 380 E 42 W	1993/01 - 2004/11		
EUROTRAKKER : MP 380 E 44 H Cursor	2001/01 - 2004/11		
EUROTRAKKER : MP 380 E 44 W Cursor	2001/01 - 2004/11		
EUROTRAKKER : MP 410 E 37 H	1993/01 - 2004/11		
EUROTRAKKER : MP 410 E 38 H Cursor	2001/01 - 2004/11		
EUROTRAKKER : MP 410 E 42 H	1993/01 - 2004/11		
EUROTRAKKER : MP 410 E 42 W	1993/01 - 2004/11		
EUROTRAKKER : MP 410 E 44 H Cursor	2001/01 - 2004/11		
EUROTRAKKER : MP 720 E 37 HT	1993/01 - 2004/11		
EUROTRAKKER : MP 720 E 37 WT	1993/01 - 2004/11		
EUROTRAKKER : MP 720 E 42 HT	1993/01 - 2004/11		
EUROTRAKKER : MP 720 E 42 WT	1993/01 - 2004/11		
COMPONENT	PART NUM.	COMPONENT NAME	COMPONENT OEM NO
	38231MT	SILENTBLOCK	


53049MT

MAN



TORQUE ROD



MODEL		START YEAR	OEM NUMBER	TECHNICAL SPEC.
TGA : 18.310		2000/04 -	81432206236	L : 566
TGA : 18.310, 18.320		2000/04 -	81432206267	PD : 48
TGA : 18.310, 18.320		2000/12 -	81432206272	I : 130
TGA : 18.310, 18.320		2004/05 -	81432206382	ID : 19
TGA : 18.350		2004/05 -	81432209236	
TGA : 18.350, 18.360		2004/05 -	81432209267	
TGA : 18.360		2000/04 -	81432209272	
TGA : 18.360		2000/12 -		
TGA : 18.360		2006/01 -		
TGA : 18.380		2004/05 -		
TGA : 18.390		2004/05 -		
TGA : 18.390, 18.400		2004/05 -		
TGA : 18.400		2005/10 -		
TGA : 18.410		2000/04 -		
TGA : 18.410, 18.420		2000/04 -		
TGA : 18.410, 18.420		2000/12 -		
TGA : 18.420		2004/05 -		
TGA : 18.430		2004/05 -		
COMPONENT	PART NUM.	COMPONENT NAME		COMPONENT OEM NO
	38156MT	REPAIR KIT		

53209MT

MAN



TIE ROD



MODEL	START YEAR	OEM NUMBER	TECHNICAL SPEC.
TGM 15T 4X2 BL D08 (R6)	2006/01 -	85466106166	CL : 26,2
TGM 16T 4X2 BL D08 (R6)	2005/05 -		CU : 23,5
			L : 813
			PD : 38

53210MT

MAN



TIE ROD



MODEL	START YEAR	OEM NUMBER	TECHNICAL SPEC.
TGM 18T 4X2 BB D08 (R6)	2004/01 -	85466106169	CL : 30,2 / 26,2
TGM 18T 4X2 BB D08 (R6)	2006/09 -		CU : 27,1 / 23,5
TGM 18T 4X2 BL D08 (R6)	2004/01 -		L : 837
TGM 18T 4X2 BL D08 (R6)	2007/05 -		PD : 42
TGM 26T 6X2-4 BB D08 (R6)	2009/01 -		
TGM 26T 6X4 BB D08 (R6)	2006/01 -		


53211MT

MAN



TORQUE ROD



MODEL	START YEAR	OEM NUMBER	TECHNICAL SPEC.
TGA : 18.310	2000/04 -	81432206236-M	L : 566
TGA : 18.310, 18.320	2000/04 -		PD : 50
TGA : 18.310, 18.320	2000/12 -		I : 130
TGA : 18.310, 18.320	2004/05 -		ID : 19
TGA : 18.350	2004/05 -		
TGA : 18.350, 18.360	2004/05 -		
TGA : 18.360	2000/04 -		
TGA : 18.360	2000/12 -		
TGA : 18.360	2006/01 -		
TGA : 18.380	2004/05 -		
TGA : 18.390	2004/05 -		
TGA : 18.390, 18.400	2004/05 -		
TGA : 18.400	2005/10 -		
TGA : 18.410	2000/04 -		
TGA : 18.410, 18.420	2000/04 -		
TGA : 18.410, 18.420	2000/12 -		
TGA : 18.420	2004/05 -		
TGA : 18.430	2004/05 -		
COMPONENT	PART NUM.	COMPONENT NAME	COMPONENT OEM NO
	38156MT	REPAIR KIT	

53254MT

MAN



TIE ROD



MODEL	START YEAR	OEM NUMBER	TECHNICAL SPEC.
TGM : 13.240	2006/04 -	81466106818	CL : 30,2 / 26,2
TGM : 13.250	2005/10 -	85466106248	CU : 27,1 / 23,5
TGM : 13.280	2006/04 -		L : 933
TGM : 13.290	2005/10 -		PD : 42
TGM : 18.240	2005/10 -		
TGM : 18.240	2006/05 -		
TGM : 18.250	2005/10 -		
TGM : 18.280	2005/10 -		
TGM : 18.290	2005/10 -		
TGM : 18.330	2005/10 -		
TGM : 18.340	2005/10 -		

53255MT

MAN



TIE ROD



MODEL	START YEAR	OEM NUMBER	TECHNICAL SPEC.
TGL 12T 4X2 BB D08 (R4)	2004/01 -	85466106063	CL : 22,2
TGL 12T 4X2 BB D08 (R6)	2004/01 -		CU : 19,95
TGL 12T 4X2 BB-TIB D08 (R4)	2006/01 -		L : 770
TGL 12T 4X2 BL D08 (R4)	2004/01 -		PD : 42
TGL 12T 4X2 BL D08 (R6)	2004/01 -		
TGL 12T 4X2 BL-FOC D08 (R6)	2007/08 -		
TGL 8T 4X2 BB D08 (R4)	2004/05 -		
TGL 8T 4X2 BB D08 (R6)	2004/05 -		
TGL 8T 4X2 BL D08 (R4)	2004/01 -		
TGL 8T 4X2 BL D08 (R6)	2004/05 -		

53256MT

MAN



TIE ROD



MODEL	START YEAR	OEM NUMBER	TECHNICAL SPEC.
TGL 12T 4X2 BB D08 (R4)	2004/01 -	85466106167	CL : 22,22
TGL 12T 4X2 BB D08 (R6)	2004/01 -		CU : 19,95
TGL 12T 4X2 BB-TIB D08 (R4)	2006/01 -		L : 752
TGL 12T 4X2 BL-FOC D08 (R6)	2007/08 -		PD : 38

45193MT

MERCEDES BENZ



RUBBER MOUNTING



MODEL	START YEAR	OEM NUMBER	TECHNICAL SPEC.
ATEGO : 1017 A	1998/01 - 2004/10	9703200044	OD : 58,4
ATEGO : 1017 K	1998/01 - 2004/10		ID : 18,4
ATEGO : 1017, 1017 L	1998/01 - 2004/10		h : 96
ATEGO : 1023, 1023 L	1998/01 - 2004/10		
ATEGO : 1214 K	1998/01 - 2004/10		
ATEGO : 1214, 1214 L	1998/01 - 2004/10		
ATEGO : 1215 K	1998/01 - 2004/10		
ATEGO : 1215, 1215 L	1998/01 - 2004/10		
ATEGO : 1217 K	1998/01 - 2004/10		
ATEGO : 1217 KO	1998/01 - 2004/10		
ATEGO : 1217, 1217 L	1998/01 - 2004/10		
ATEGO : 1223 K	1998/01 - 2004/09		
ATEGO : 1223, 1223 L	1998/01 - 2004/10		
ATEGO : 1225 AF	1998/01 - 2004/10		
ATEGO : 1225 F	1998/01 - 2004/10		
ATEGO : 1228, 1228 L	1998/01 - 2004/10		
ATEGO : 712	1998/01 - 2004/10		
ATEGO : 714 K	1998/01 - 2004/10		

48501MT

MERCEDES BENZ



RUBBER MOUNTING



MODEL	START YEAR	OEM NUMBER	TECHNICAL SPEC.
AROCS : 1824	2013/01 -	9603232885	OD : 62
AROCS : 1824 A	2013/01 -	9603234685	ID : 24,2
AROCS : 1824 AK	2013/01 -		h : 104
AROCS : 1824 K	2013/01 -		
AROCS : 1824 LS	2013/01 -		
AROCS : 1827	2013/01 -		
AROCS : 1827 A	2013/01 -		
AROCS : 1827 AK	2013/01 -		
AROCS : 1827 K	2013/01 -		
AROCS : 1827 LS	2013/01 -		
AROCS : 1830	2013/01 -		
AROCS : 1830 A	2013/01 -		
AROCS : 1830 AK	2013/01 -		
AROCS : 1830 K	2013/01 -		
AROCS : 1830 S, 1830 LS	2013/01 -		
AROCS : 1832	2013/01 -		
AROCS : 1832 A	2013/01 -		
AROCS : 1832 AK	2013/01 -		

50150MT

MERCEDES BENZ



SILENTBLOCK



MODEL	START YEAR	OEM NUMBER	TECHNICAL SPEC.
ACTROS MP4 : 1824 L	2011/07 -	9603231085	OD : 70
ACTROS MP4 : 1824 LS	2011/07 -		ID : 18,3
ACTROS MP4 : 1827 L	2011/07 -		h : 55,5
ACTROS MP4 : 1827 LS	2011/07 -		
ACTROS MP4 : 1830 L	2011/07 -		
ACTROS MP4 : 1830 LS	2011/07 -		
ACTROS MP4 : 1832 L	2011/07 -		
ACTROS MP4 : 1832 LS	2011/07 -		
ACTROS MP4 : 1833 L	2011/07 -		
ACTROS MP4 : 1833 LS	2011/07 -		
ACTROS MP4 : 1835 L	2011/07 -		
ACTROS MP4 : 1835 LS	2011/07 -		
ACTROS MP4 : 1836 L	2011/07 -		
ACTROS MP4 : 1836 LS	2011/07 -		
ACTROS MP4 : 1840 L	2011/07 -		
ACTROS MP4 : 1840 LS	2011/07 -		
ACTROS MP4 : 1842 L	2011/07 -		
ACTROS MP4 : 1842 LS	2011/07 -		

51145MT

mitsubishi

SILENTBLOCK



LEFT & RIGHT



MODEL	START YEAR	OEM NUMBER	TECHNICAL SPEC.
CANTER (TF35) EURO5	2012/05 -	MK335060	OD : Ø43,8
			ID : Ø16,2
			h : 59,5

48288MT

SCANIA



BUSHING



MODEL	START YEAR	OEM NUMBER	TECHNICAL SPEC.
4 SERIE : 114 C/330	1996/05 -	1353959	OD : 55
4 SERIE : 114 C/340	1996/05 -		ID : 10,2
4 SERIE : 114 C/340	1998/03 -		h : 70
4 SERIE : 114 C/380	1998/03 -		
4 SERIE : 114 G/340	1996/05 -		
4 SERIE : 114 G/340	1998/03 -		
4 SERIE : 114 G/380	1998/03 -		
4 SERIE : 114 L/340	1996/05 -		
4 SERIE : 114 L/340	1998/03 -		
4 SERIE : 114 L/380	1998/03 -		
4 SERIE : 124 /G420	1996/05 -		
4 SERIE : 124 C/360	1996/05 -		
4 SERIE : 124 C/360	1996/09 -		
4 SERIE : 124 C/400	1996/09 -		
4 SERIE : 124 C/420	1996/05 -		
4 SERIE : 124 C/470	2000/01 -		
4 SERIE : 124 G/360	1996/05 -		
4 SERIE : 124 G/400	1996/05 -		

48291MT

SCANIA



ENGINE MOUNTING



MODEL	START YEAR	OEM NUMBER	TECHNICAL SPEC.
4 SERIE : 114 C/330	1996/05 -	1516496	OD : 46
4 SERIE : 114 C/340	1996/05 -		ID : 16,2
4 SERIE : 114 C/340	1998/03 -		h : 24
4 SERIE : 114 C/380	1998/03 -		
4 SERIE : 114 G/340	1996/05 -		
4 SERIE : 114 G/340	1998/03 -		
4 SERIE : 114 G/380	1998/03 -		
4 SERIE : 114 L/340	1996/05 -		
4 SERIE : 114 L/340	1998/03 -		
4 SERIE : 114 L/380	1998/03 -		
4 SERIE : 124 /G420	1996/05 -		
4 SERIE : 124 C/360	1996/05 -		
4 SERIE : 124 C/360	1996/09 -		
4 SERIE : 124 C/400	1996/09 -		
4 SERIE : 124 C/420	1996/05 -		
4 SERIE : 124 C/470	2000/01 -		
4 SERIE : 124 G/360	1996/05 -		
4 SERIE : 124 G/400	1996/05 -		

53281MT

TOYOTA



TIE ROD END

LEFT & RIGHT
Front Axle



MODEL	START YEAR	OEM NUMBER	TECHNICAL SPEC.
DYNA (KD_, LY_, _Y2_, _U3_, _U4_): 3.0 D4d	2009/10 -	4504629405	CL : Ø20
DYNA (KD_, LY_, _Y2_, _U3_, _U4_): 3.0 D4d (KDY22_, KDY23_, KDY25_, KDY26_)	2006/09 -		CU : Ø17,5
DYNA (KD_, LY_, _Y2_, _U3_, _U4_): 3.0 D4d (KDY261_, KDY251_, KDY231_, KDY221_)	2006/09 -		D : M18x1,5
			M : M16x1,5

40942MT



VOLVO



TORQUE ROD



MODEL	START YEAR	OEM NUMBER	TECHNICAL SPEC.
B 10 M	-	1135429	L : 510
B 12	1992/01 -	8365399	PD : 48
B 12	2006/02 -		I : 125
			ID : 14

COMPONENT	PART NUM.	COMPONENT NAME	COMPONENT OEM NO
	42906MT	SILENTBLOCK	
	42907MT	SILENTBLOCK	

45602MT


VOLVO



TORQUE ROD



MODEL		START YEAR	OEM NUMBER	TECHNICAL SPEC.
7350		-	20510773	L : 666
7550		-	20912523	PD : 48
8300		-	20912602	I : 115
8700		1999/01 -	70371202	ID : 17
9300		-		
B 7		1998/01 -		
B 9		2005/09 -		

COMPONENT	PART NUM.	COMPONENT NAME	COMPONENT OEM NO
	39011MT	REPAIR KIT	

46324MT

VOLVO



SILENTBLOCK



MODEL	START YEAR	OEM NUMBER	TECHNICAL SPEC.
FH 12/340	1993/08 -	1624605	OD : 45
FH 12/380	1993/08 -		ID : 17,5
FH 12/420	1993/08 -		h : 50
FH 12/460	1998/08 -		
FH 12/500	2001/09 -		
FH 16/470	1993/08 - 1999/12		
FH 16/520	1993/08 - 2002/12		
FH 16/540, FH 16/550	2003/01 -		
FH 16/550	2003/01 -		
FH 16/610	2003/01 -		
FL 10/280	1985/09 - 1990/12		
FL 10/320	1990/01 - 1998/09		
FL 10/360	1995/12 - 1998/09		
FL 10H/320	1995/12 - 1998/09		
FL 10H/360	1995/12 - 1998/09		
FL 12/380	1995/09 - 1998/09		
FL 12/420	1995/09 - 1998/09		
FL 7/230	1985/09 - 1998/09		

new to range

March 2019



**Metrix
Premium**
CHASSIS PARTS

RUBBER TO METAL

www.metrixpremium.com



50400MT

AUDI



SILENTBLOCK

LEFT & RIGHT
Rear Axle



MODEL	START YEAR	OEM NUMBER	TECHNICAL SPEC.
A4 (8WH, B9)	2016/01 -	8W0505541M	OD : Ø47,3
A5 (F5A)	2017/01 -		ID : Ø12,5
Q5 (FYB)	2016/05 -		h : 42,4

50662MT

BMW



SILENTBLOCK

LEFT & RIGHT
Rear Axle



MODEL	START YEAR	OEM NUMBER	TECHNICAL SPEC.
1 (E81, E87)	2004/09 -	33176760287	OD : 53,5 - 54
1 (E81)	2004/09 - 2012/09		ID : Ø12,4
1 Cabriolet (E88)	2008/03 -		h : 54
1 Coupe (E82)	2007/10 -		
3 Cabriolet (E93)	2006/08 -		
3 Coupe (E92)	2006/06 -		
3 E92 xd	2006/09 -		
3 Saloon (E90)	2005/01 -		
3 Touring (E91)	2005/09 -		
X1 (E84)	2009/10 -		
X1 E84 xd	2009/10 -		

new to range

March 2019

53100MT

CHEVROLET



SILENTBLOCK

LEFT & RIGHT
Front Axle



MODEL	START YEAR	OEM NUMBER	TECHNICAL SPEC.
EQUINOX	2005/01 - 2009/01	25848403	ID : Ø19,5
		25919637	h : 60,7

53101MT

CHEVROLET



SILENTBLOCK

LEFT & RIGHT
Front Axle



MODEL	START YEAR	OEM NUMBER	TECHNICAL SPEC.
EQUINOX	2005/01 - 2009/01	21990364	OD : Ø36,9
		25851984	ID : Ø14,5
			h : 70



new to range

March 2019

51865MT

DODGE



STABILIZER BAR BEARING

LEFT & RIGHT
Front Axle



MODEL	START YEAR	OEM NUMBER	TECHNICAL SPEC.
CALIBER	2006/06 -	05105103AC	ID : Ø23,5
CALIBER	2007/01 - 2012/01		h : 50

40342MT

FIAT



SILENTBLOCK

LEFT & RIGHT
Front Axle



MODEL	START YEAR	OEM NUMBER	TECHNICAL SPEC.
SEDICI	2006/06 -	71742733	OD : Ø42,7
			ID : Ø14,2
			h : 63,8



new to range

March 2019

51603MT

HONDA



SILENTBLOCK

LEFT & RIGHT
Front Axle



MODEL	START YEAR	OEM NUMBER	TECHNICAL SPEC.
ODYSSEY	2005/01 - 2010/01	51360SHJA01-P1	OD : Ø74,2
		51360SHJA03-P1	ID : Ø14,2
			h : 63

51865MT

JEEP



STABILIZER BAR BEARING

LEFT & RIGHT
Front Axle



MODEL	START YEAR	OEM NUMBER	TECHNICAL SPEC.
COMPASS (MK49)	2006/09 -	05105103AC	ID : Ø23,5
PATRIOT-COMPASS	2007/01 - 2015/01		h : 50

49725MT

LAND ROVER



SILENTBLOCK

LEFT & RIGHT
Rear Axle



MODEL	START YEAR	OEM NUMBER	TECHNICAL SPEC.
RANGE ROVER IV (L405)	2012/08 -	LR037510	OD : Ø95,5
		LR058008	ID : Ø19
			h : 102,3

49726MT

LAND ROVER



SILENTBLOCK

LEFT & RIGHT
Rear Axle



MODEL	START YEAR	OEM NUMBER	TECHNICAL SPEC.
RANGE ROVER IV (L405)	2012/08 -	LR037514	OD : Ø95,5
RANGE ROVER SPORT (E3)	2013/04 -		ID : Ø19
			h : 106,3



new to range

March 2019

50144MT

LEXUS



SILENTBLOCK

LEFT & RIGHT
Front Axle



MODEL	START YEAR	OEM NUMBER	TECHNICAL SPEC.
IS I (GXE10)	1999/04 - 2005/07	48065453010	OD : Ø42,2
IS I Saloon (GXE10)	1999/04 - 2005/07		ID : Ø14,2
IS SportCross	2001/10 -		h : 55,5

51970MT

MAZDA



SILENTBLOCK

LEFT & RIGHT
Front Axle



MODEL	START YEAR	OEM NUMBER	TECHNICAL SPEC.
2 (DL_DJ)	2014/11 -	DA6A34470	OD : Ø42,2
			ID : Ø14,2
			h : 54



new to range

March 2019

49846MT

mitsubishi



STABILIZER BAR BEARING

LEFT & RIGHT
Front Axle



MODEL	START YEAR	OEM NUMBER	TECHNICAL SPEC.
LANCER VII (CS_A, CT_A)	2003/09 - 2013/12	MN100250	OD : 34
OUTLANDER I (CU_)	2003/02 - 2006/10		ID : Ø26
			h : 36

53044MT

mitsubishi



SILENTBLOCK

LEFT & RIGHT
Front Axle



MODEL	START YEAR	OEM NUMBER	TECHNICAL SPEC.
L 200 (KB_T, KA_T)	2005/11 - 2015/03	4010A013-P	OD : Ø46,1
			ID : Ø14,3
			h : 52



new to range

March 2019

53048MT

NISSAN



SILENTBLOCK

LEFT & RIGHT
Front Axle



MODEL	START YEAR	OEM NUMBER	TECHNICAL SPEC.
ARMADA	2005/01 - 2014/12	54525ZQ00A-P1	OD : Ø42,2
			ID : Ø14,3
			h : 54,5

53280MT

NISSAN



SILENTBLOCK

LEFT & RIGHT
Front Axle



MODEL	START YEAR	OEM NUMBER	TECHNICAL SPEC.
URVAN	2002/01 - 2012/01	54524VW100-P	OD : Ø50,2
		54525VW100-P	ID : Ø19,6
			h : 55



new to range

March 2019

53292MT

NISSAN



SILENTBLOCK

LEFT & RIGHT
Front Axle



MODEL	START YEAR	OEM NUMBER	TECHNICAL SPEC.
URVAN	2002/01 - 2012/01	54500VW000-P1	OD : Ø41,3
			ID : Ø14,3
			h : 80

53293MT

NISSAN



SILENTBLOCK

LEFT & RIGHT
Front Axle



MODEL	START YEAR	OEM NUMBER	TECHNICAL SPEC.
URVAN	2002/01 - 2012/01	54500VW000-P2	OD : Ø48,3
			ID : Ø14,3
			h : 76



new to range

March 2019

53100MT

PONTIAC



SILENTBLOCK

LEFT & RIGHT
Front Axle



MODEL	START YEAR	OEM NUMBER	TECHNICAL SPEC.
TORRENT	2005/01 - 2008/01	25848403	ID : Ø19,5
		25919637	h : 60,7

53101MT

PONTIAC



SILENTBLOCK

LEFT & RIGHT
Front Axle



MODEL	START YEAR	OEM NUMBER	TECHNICAL SPEC.
TORRENT	2005/01 - 2008/01	21990364	OD : Ø36,9
		25851984	ID : Ø14,5
			h : 70



new to range

March 2019

53100MT

SATURN



SILENTBLOCK

LEFT & RIGHT
Front Axle



MODEL	START YEAR	OEM NUMBER	TECHNICAL SPEC.
VUE	2002/01 - 2009/01	25848403	ID : Ø19,5
		25919637	h : 60,7

53101MT

SATURN



SILENTBLOCK

LEFT & RIGHT
Front Axle



MODEL	START YEAR	OEM NUMBER	TECHNICAL SPEC.
VUE	2002/01 - 2009/01	21990364	OD : Ø36,9
		25851984	ID : Ø14,5
			h : 70



new to range

March 2019

40342MT

SUZUKI



SILENTBLOCK

LEFT & RIGHT
Front Axle



MODEL	START YEAR	OEM NUMBER	TECHNICAL SPEC.
SX4	2006/01 - 2014/01	4520179J00-P	OD : Ø42,7
SX4	2006/01 -		ID : Ø14,2
SX4 (GY)	2006/06 -		h : 63,8

49827MT

TOYOTA



STABILIZER BAR BEARING

LEFT & RIGHT
Rear Axle



MODEL	START YEAR	OEM NUMBER	TECHNICAL SPEC.
LAND CRUISER (_URJ20_, J20_)	2007/11 -	4881560220	ID : Ø25
		4881560221	h : 64,5



new to range

March 2019

50164MT

TOYOTA



STABILIZER BAR BEARING

LEFT & RIGHT
Front Axle



MODEL	START YEAR	OEM NUMBER	TECHNICAL SPEC.
CHR (HYBRID)	2016/09 -	48815F4010	ID : Ø25,8
			h : 47,8

new to range

March 2019



**Metrix
Premium**
CHASSIS PARTS

AGRICULTURAL

www.metrixpremium.com



53027MT



NEWHOLLAND



TIE ROD



MODEL	START YEAR	OEM NUMBER	TECHNICAL SPEC.
T4100	-	87395856	CL : 22,4
T4105	-		CU : 19,9
T4110	-		D : M18x1,5
T4115	-		M : M22x1,5
T4120	-		L : 297
T455	-		
T465	-		
T475	-		
T485	-		
T490	-		
T495	-		
TN 60A	-		
TN 75A	-		

COMPONENT	PART NUM.	COMPONENT NAME	COMPONENT OEM NO
	53028MT	TIE ROD END	
	53029MT	AXIAL JOINT	

53028MT

NEWHOLLAND



TIE ROD END



MODEL	START YEAR	OEM NUMBER	TECHNICAL SPEC.
T4100	-	87395856-P	CL : 22,4
T4105	-		CU : 19,9
T4110	-		D : M18x1,5
T4115	-		L : 153
T4120	-		
T455	-		
T465	-		
T475	-		
T485	-		
T490	-		
T495	-		
TN 60A	-		
TN 75A	-		

53029MT

NEWHOLLAND



AXIAL JOINT



MODEL	START YEAR	OEM NUMBER	TECHNICAL SPEC.
T4100	-	87395856-P1	D : M22x1,5
T4105	-		M : M18x1,5
T4110	-		L : 209
T4115	-		
T4120	-		
T455	-		
T465	-		
T475	-		
T485	-		
T490	-		
T495	-		
TN 60A	-		
TN 75A	-		